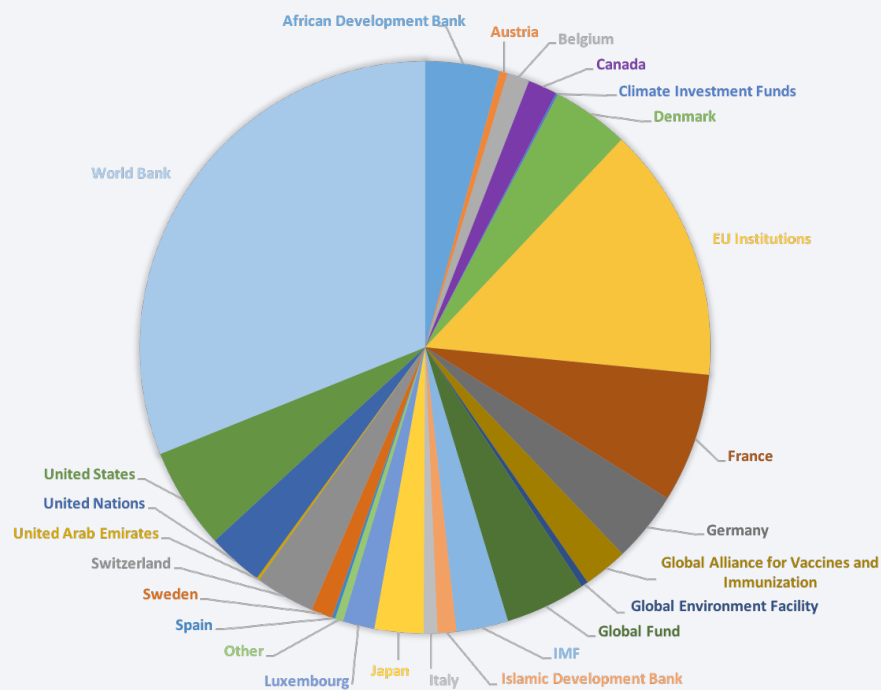


# Joint Programming in Burkina Faso

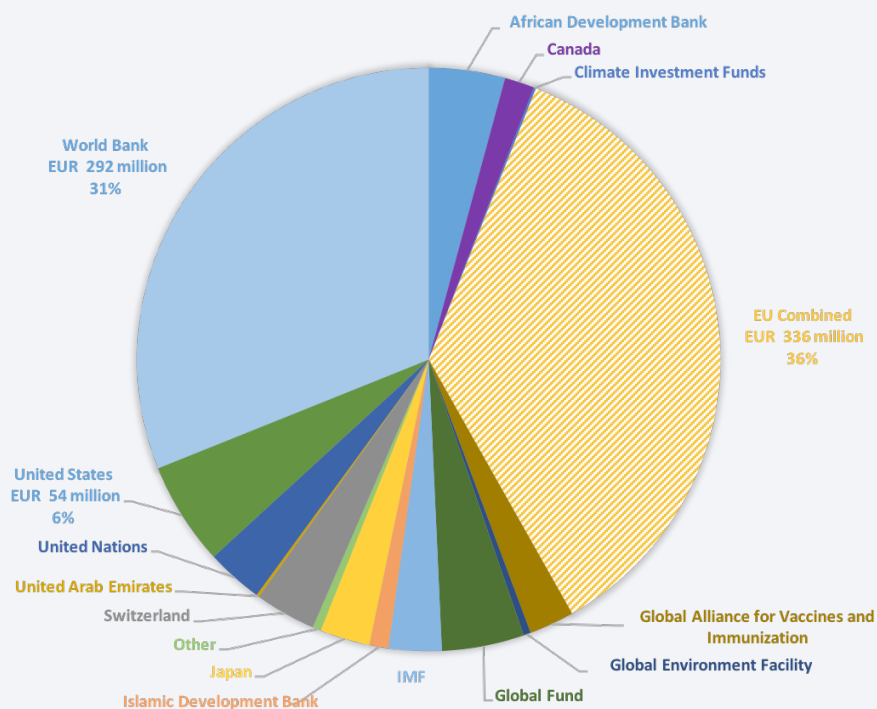
## Mapping of European Donor Financial Allocations

**EUR 939 MILLION IN ODA  
DISBURSED TO BURKINA FASO IN 2016**

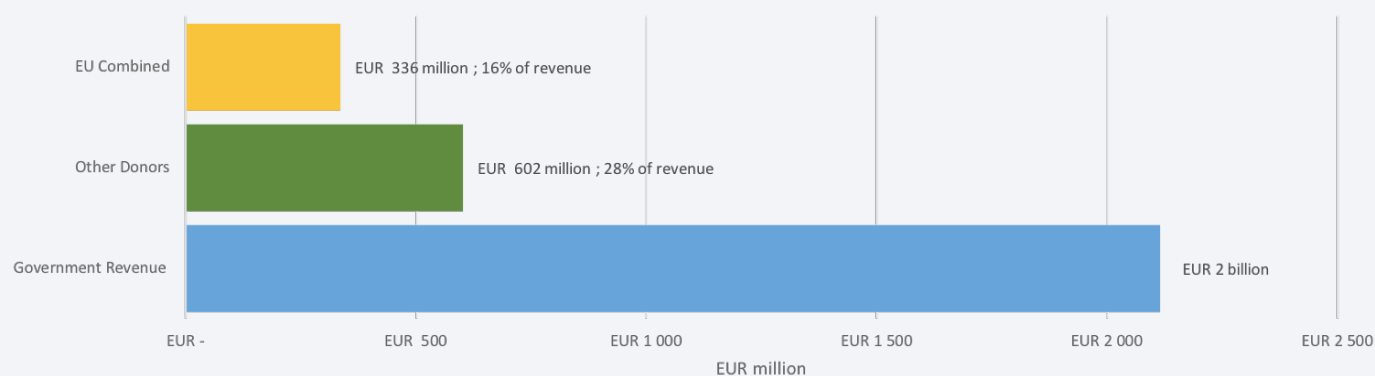
ODA by donor in 2016 (current EUR)



ODA by donor in 2016, EU and EU Member States combined (current EUR)

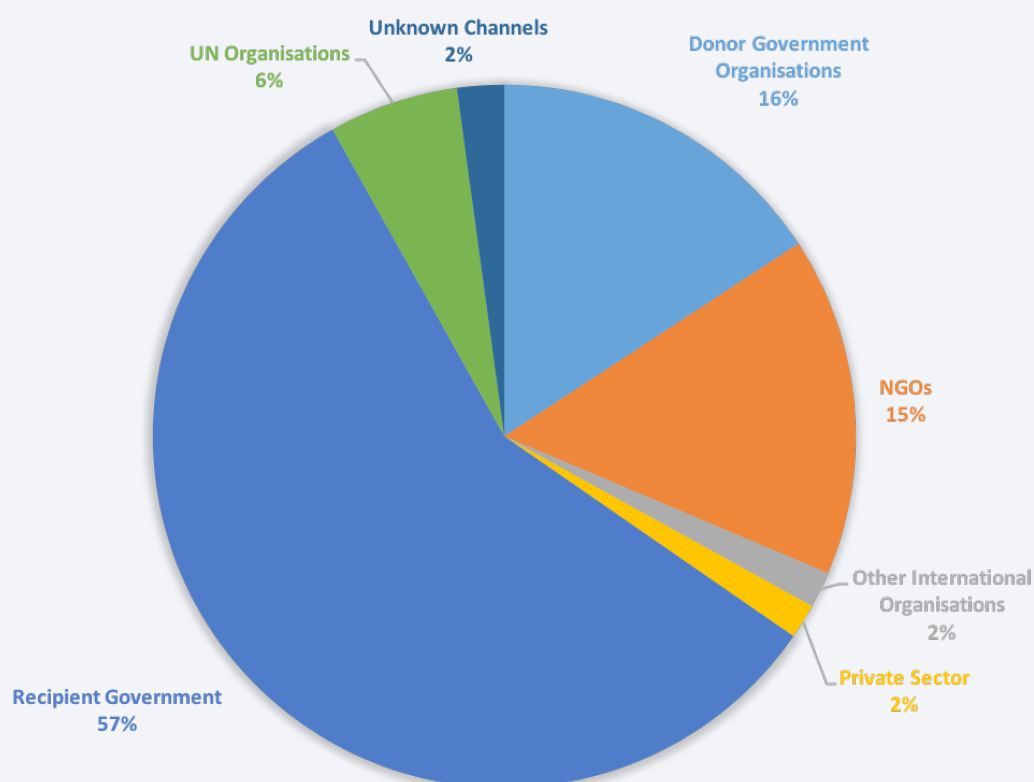


## ODA as a proportion of 2016 Government Revenue<sup>1</sup>



<sup>1</sup> Government revenue: Revenue consists of taxes, social contributions, grants receivable, and other revenue.

## EU Combined ODA by channel in 2016



### For more information contact:

EEAS JOINT PROGRAMMING:  
[joint-programming-support@eeas.europa.eu](mailto:joint-programming-support@eeas.europa.eu)

DEVCO JOINT PROGRAMMING:  
[devco-joint-programming-support@ec.europa.eu](mailto:devco-joint-programming-support@ec.europa.eu)

NEAR JOINT PROGRAMMING:  
[near-joint-programming@ec.europa.eu](mailto:near-joint-programming@ec.europa.eu)

### Sources:

OECD DAC CRS:  
<https://stats.oecd.org/org/qwids/>

IMFWEO 2018 Database:  
<http://www.imf.org/external/pubs/ft/weo/2018/01/weodata/index.aspx>

Exchange rate:  
 1 USD = .86 EUR (31 May 2018)

