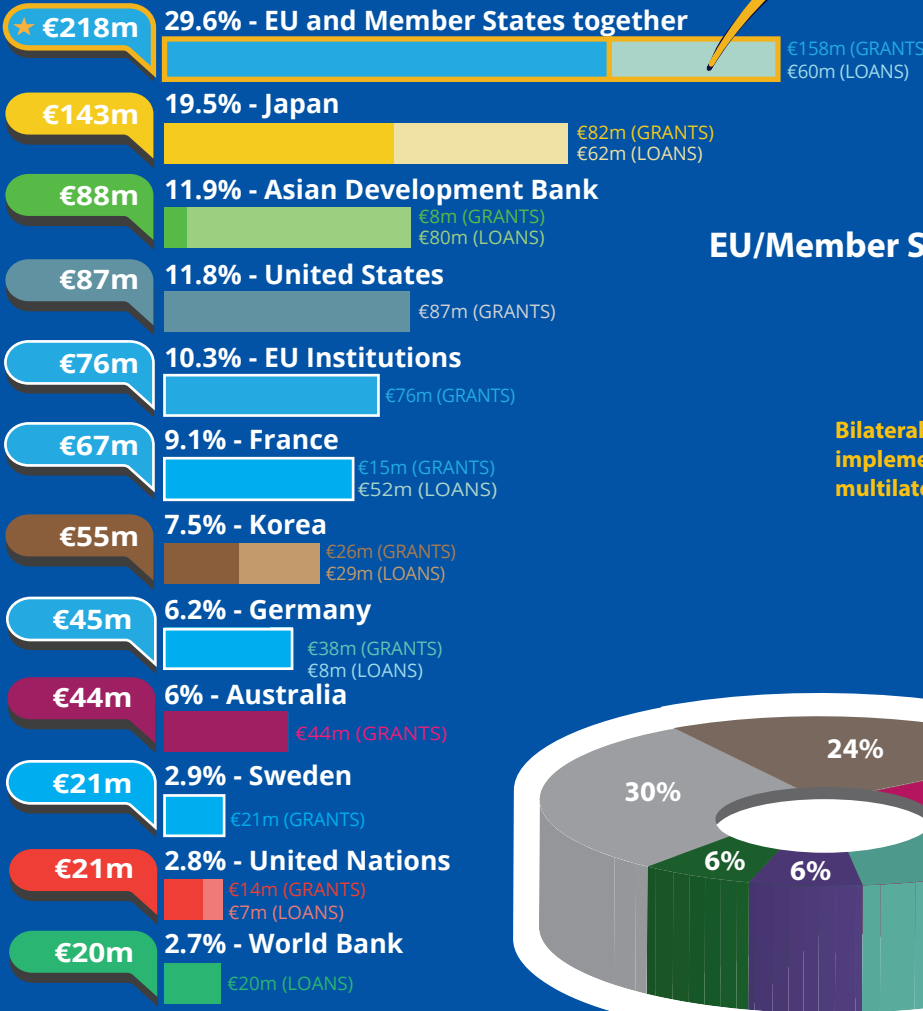




Cambodia's partners in 2018*

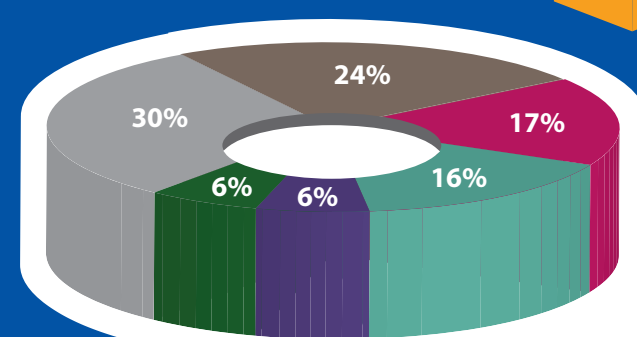
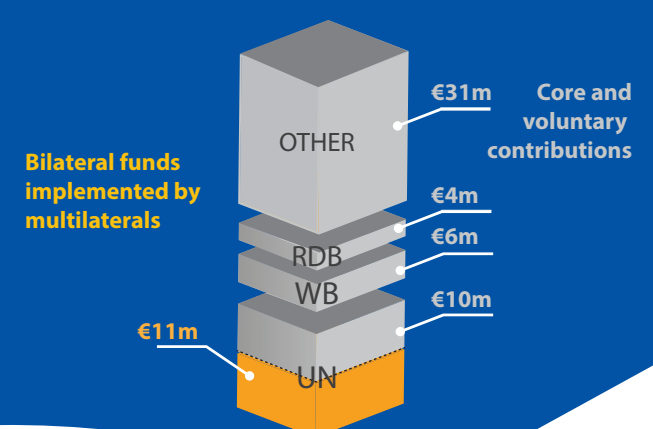


€269m
Total EU / Member States ODA

€218m EU/Member States together
29.6% of global bilateral flows

EU/MS multilateral core and voluntary contributions **€51m**

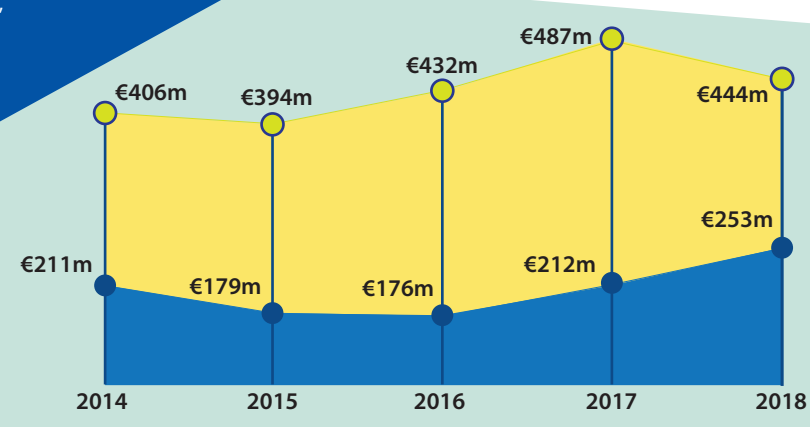
EU/Member States funds through multilaterals



The main sectors funded by the EU/Member States

- Education
- Water Supply & Sanitation
- Government & Civil Society
- Multi-Sector / Cross-Cutting
- Banking & Financial Services
- Other

*Based on ODA disbursements in the particular year.



EU/Member States ODA trends 2014-2018 (€)

- EU / Member States
- All other DAC providers

For more information contact:

EEAS JOINT PROGRAMMING:
joint-programming-support@eeas.europa.eu

DEVCO JOINT PROGRAMMING:
devco-joint-programming-support@ec.europa.eu

EU AID EXPLORER:
https://euaidexplorer.ec.europa.eu

NEAR JOINT PROGRAMMING:
NEAR-JOINT-PROGRAMMING@ec.europa.eu

Sources:
OECD DAC CRS
IMF WEO 2018 Database

Exchange rate: \$1 = €0.8473 (OECD exchange rate for 2018)

JOINT PROGRAMMING TRACKER:
<https://europa.eu/capacity4dev/joint-programming-tracker>

Note: EU/MS refers to the EU and its Member States together.

Differences between figures for total EU/MS ODA and ODA trends are due to use of different OECD data sources (with higher level of granularity in 2018). RDBs = Regional Development Banks.





Investing in Sustainable Development in Cambodia



GDP €20.8bn ↑

GDP per capita €1,280 ↑*
Fiscal position -0.0% ↑



Lower Middle Income Country (*World Bank classification*)
Least Developed Country (*UN classification*)



Population 16.25m ↑

Multidimensional poverty 37.2%

Human Development Index (UN)

Index 0.58 ↑
Ranking (of 189 countries) 146



Trade figures (% of GDP)

Imports of goods 76.6 ↑
Exports of goods 52.8 ↑
Imports of services 12.4 ↑
Exports of services 22.2 ↑

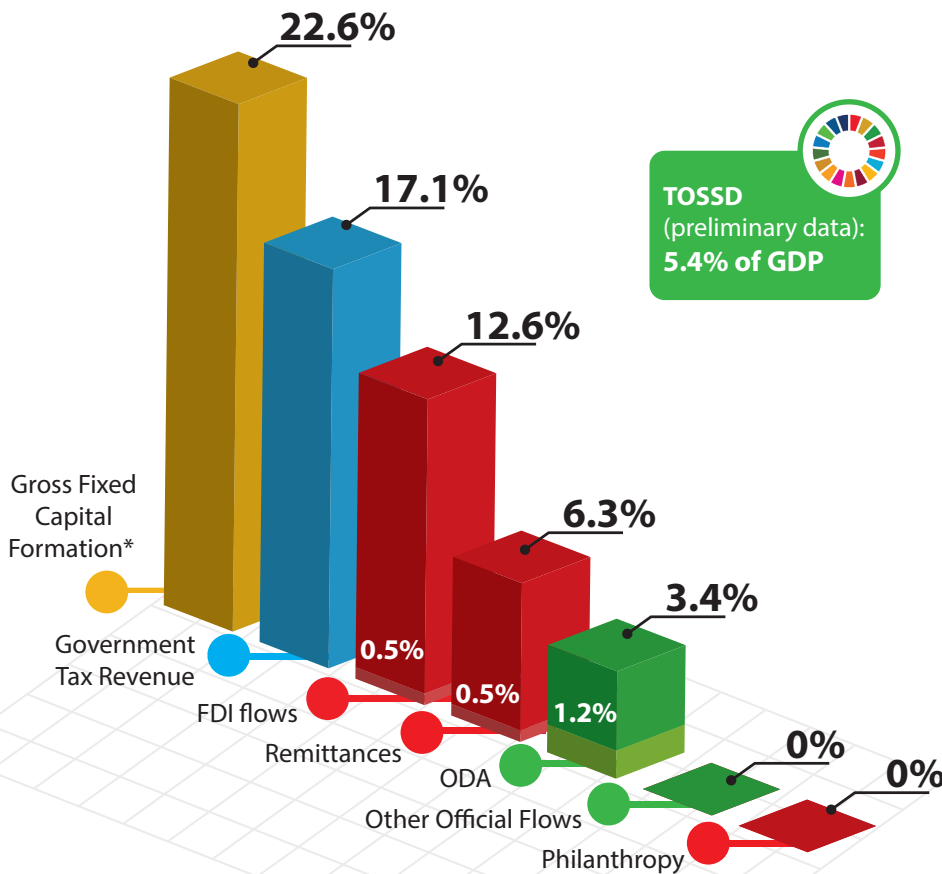
Ease of doing business index

Index 53.8 ↑
Ranking (of 190 countries) 144

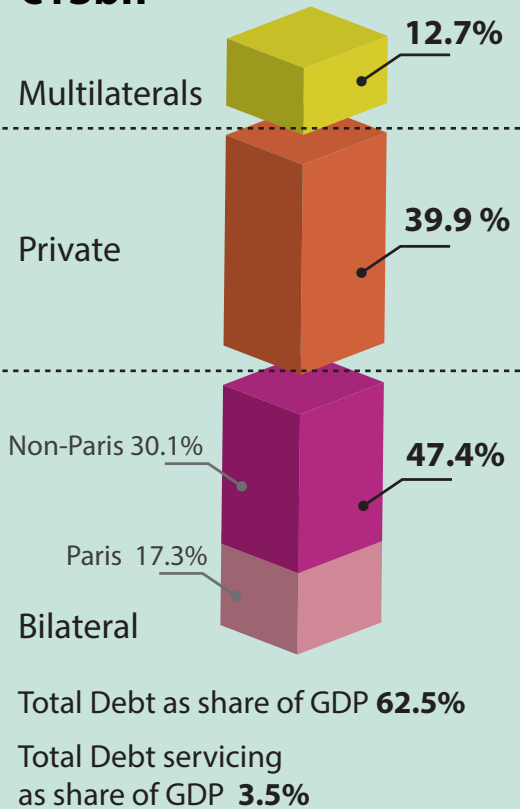


* Compared to average of previous years

Financing for Development as % share of GDP



External debt stock €13bn



For more information contact:

EuropeAid-FINANCING-FOR-SUSTAINABLE-DEVELOPMENT@ec.europa.eu

Exchange rate: \$1 = €0.8473
(OECD exchange rate for 2018)

Sources:

OECD DAC CRS, World Bank WDI
UNDP, EDGAR, JRC, World Bank
Remittances database, Eurostat
and IMF External Debt Statistics

Note: EU/MS refers to the EU and Member States together

For more information on TOSSD: www.tossd.org

*Measure of total investment in the domestic economy (overlap with FDI possible)

Paris refers to debts to the Paris Club of creditors (22 countries)

