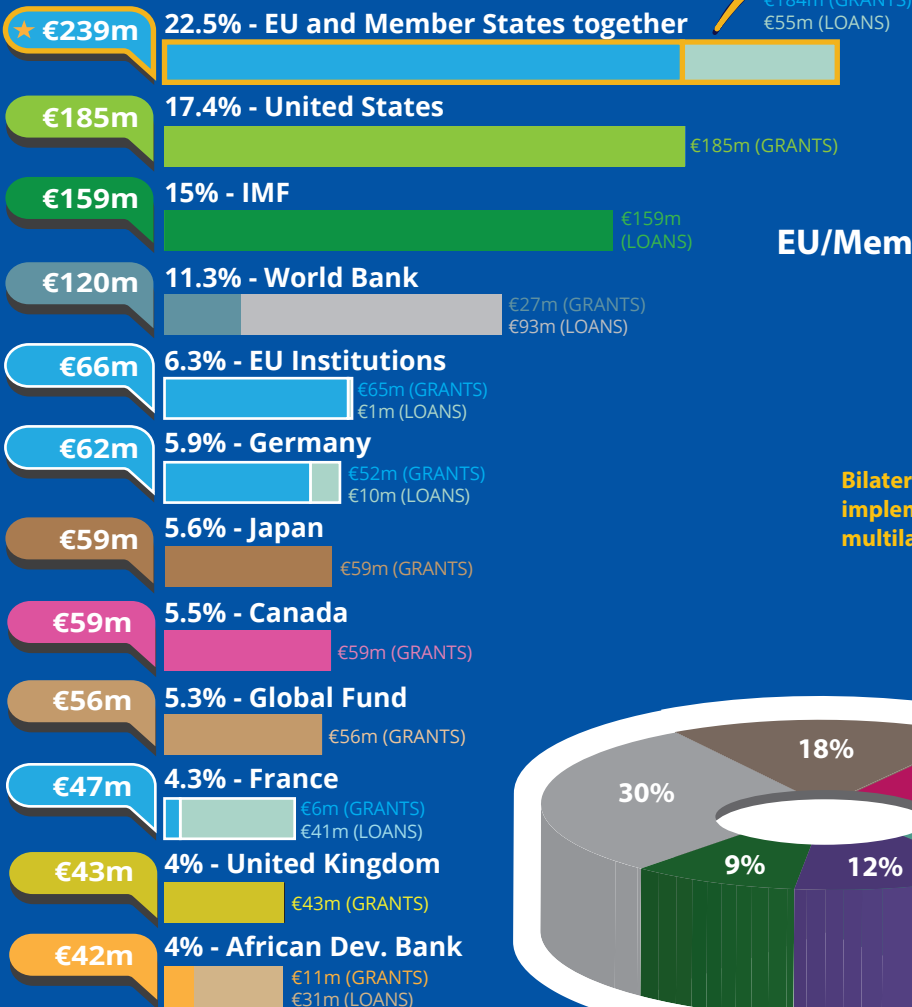




## Ghana's partners in 2018\*



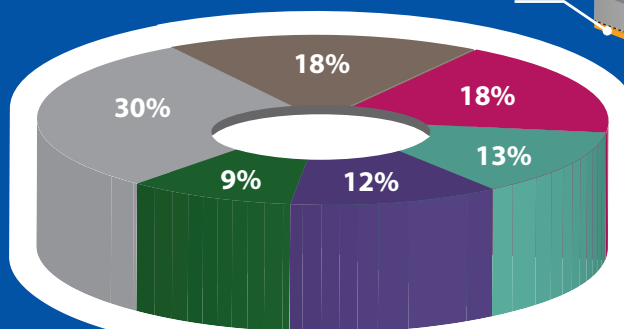
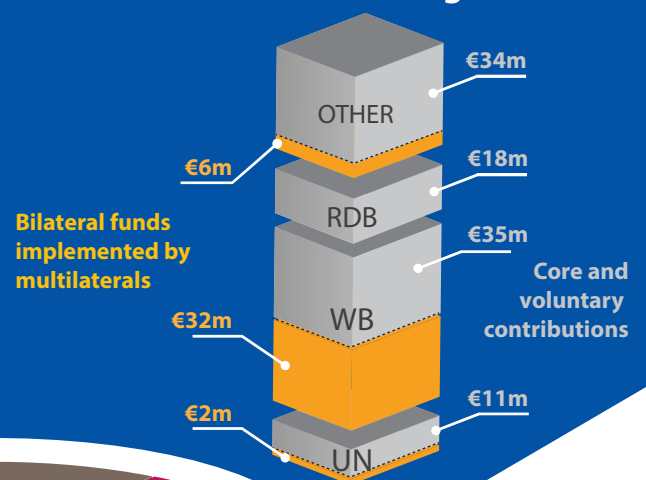
**€64m** **Other present EU/MS**  
 Austria, Belgium, Czech Republic, Denmark, Estonia, Finland, Greece, Hungary, Ireland, Italy, Malta, Netherlands, Poland, Portugal, Spain and Sweden.

**€337m**  
**Total EU / Member States ODA**

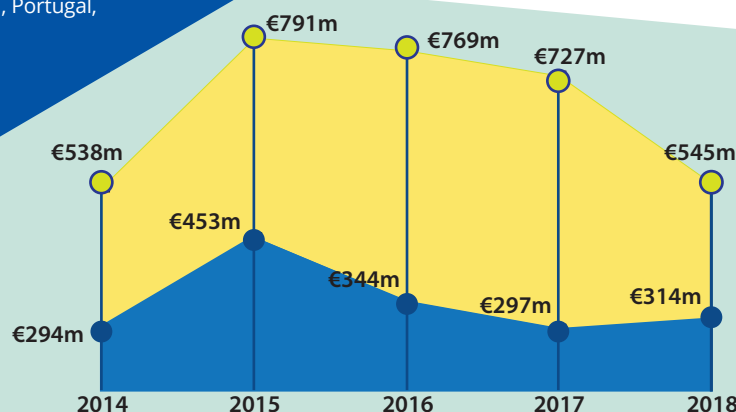
**€239m** EU/Member States together  
 22.5% of global bilateral flows

EU/MS multilateral core and voluntary contributions **€98m**

### EU/Member States funds through multilaterals



\*Based on ODA disbursements in the particular year.



### For more information contact:

**EEAS JOINT PROGRAMMING:**  
[joint-programming-support@eeas.europa.eu](mailto:joint-programming-support@eeas.europa.eu)

**EU AID EXPLORER:**  
<https://euaidexplorer.ec.europa.eu>

**DEVCO JOINT PROGRAMMING:**  
[devco-joint-programming-support@ec.europa.eu](mailto:devco-joint-programming-support@ec.europa.eu)

**NEAR JOINT PROGRAMMING**  
[NEAR-JOINT-PROGRAMMING@ec.europa.eu](mailto:NEAR-JOINT-PROGRAMMING@ec.europa.eu)

### Sources:

OECD DAC CRS  
 IMF WEO 2018 Database

**Exchange rate:** \$1 = €0.8473  
 (OECD exchange rate for 2018)

### JOINT PROGRAMMING TRACKER:

<https://europa.eu/capacity4dev/joint-programming-tracker>

Note: EU/MS refers to the EU and its Member States together.

Differences between figures for total EU/MS ODA and ODA trends are due to use of different OECD data sources (with higher level of granularity in 2018).

RDBs = Regional Development Banks.





# Investing in Sustainable Development in Ghana



**GDP €55.5bn** ↑

GDP per capita  
Fiscal position

€1,866 ↑↓\*  
-9.3%

**Population 29.77m** ↑

Poverty head count ratio at national poverty line 23.4%  
Multidimensional poverty 30.1%  
GINI index 43.5

**Human Development Index (UN)**

Index 0.60 ↑  
Ranking (of 189 countries) 142

Lower Middle Income Country (World Bank classification)

**Trade figures (% of GDP)**

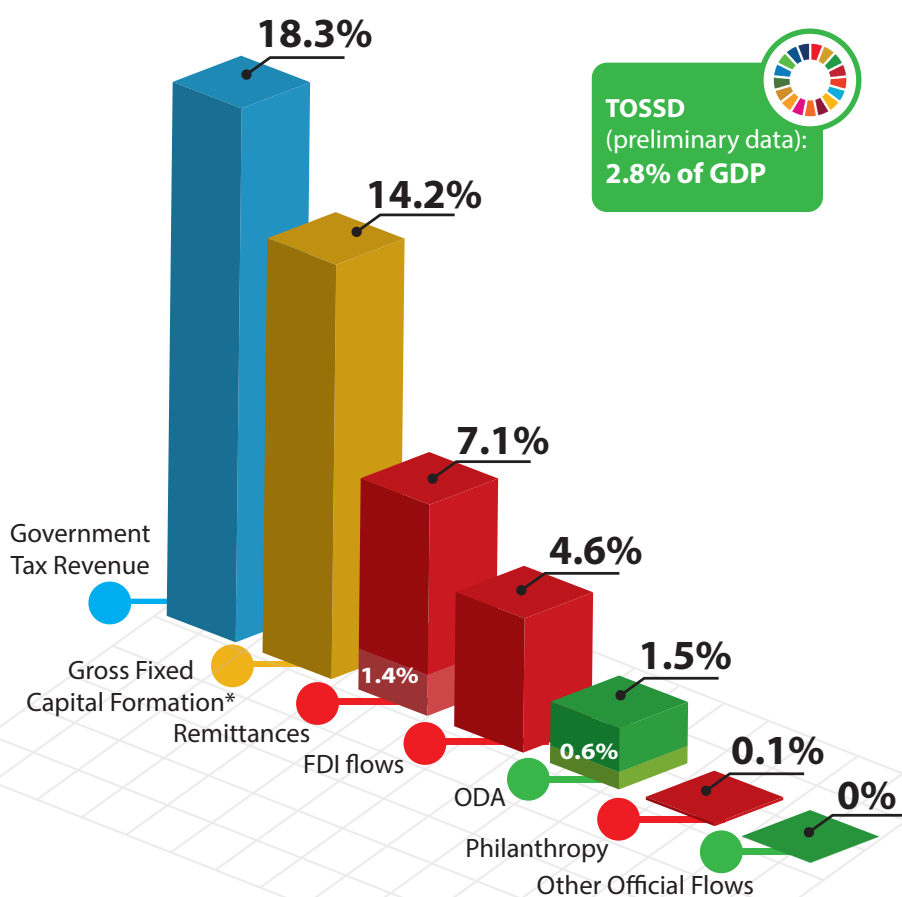
Imports of goods 20 ↓  
Exports of goods 22.8 ↑  
Imports of services 15.4 ↑  
Exports of services 11.6 ↑

**Ease of doing business index**

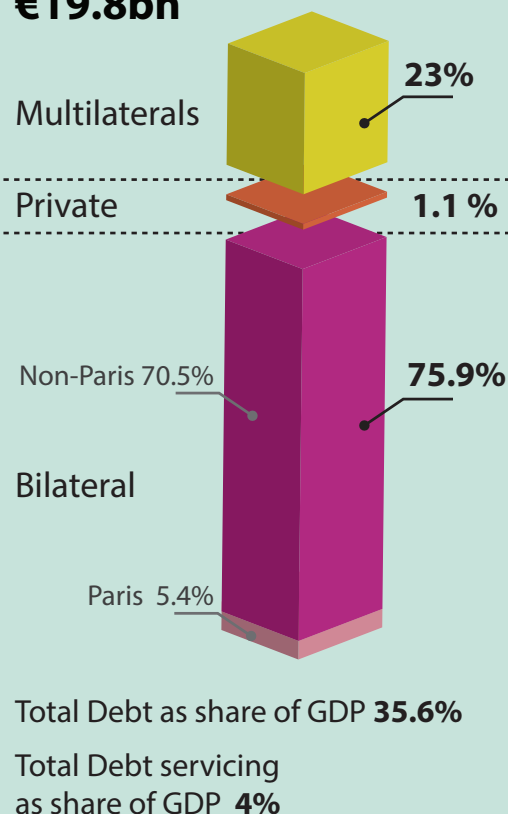
Index 60 ↑  
Ranking (of 190 countries) 118

\* Compared to average of previous years

## Financing for Development as % share of GDP



## External debt stock €19.8bn



Public domestic Private domestic  
Public international Private international EU/MS shares

**For more information contact:**

EuropeAid-FINANCING-FOR-SUSTAINABLE-DEVELOPMENT@ec.europa.eu

Exchange rate: \$1 = €0.8473  
(OECD exchange rate for 2018)

**Sources:**

OECD DAC CRS, World Bank WDI  
UNDP, EDGAR, JRC, World Bank  
Remittances database, Eurostat  
and IMF External Debt Statistics

Note: EU/MS refers to the EU and Member States together

For more information on TOSSD: [www.tossd.org](http://www.tossd.org)

\*Measure of total investment in the domestic economy (overlap with FDI possible)

Paris refers to debts to the Paris Club of creditors (22 countries)

