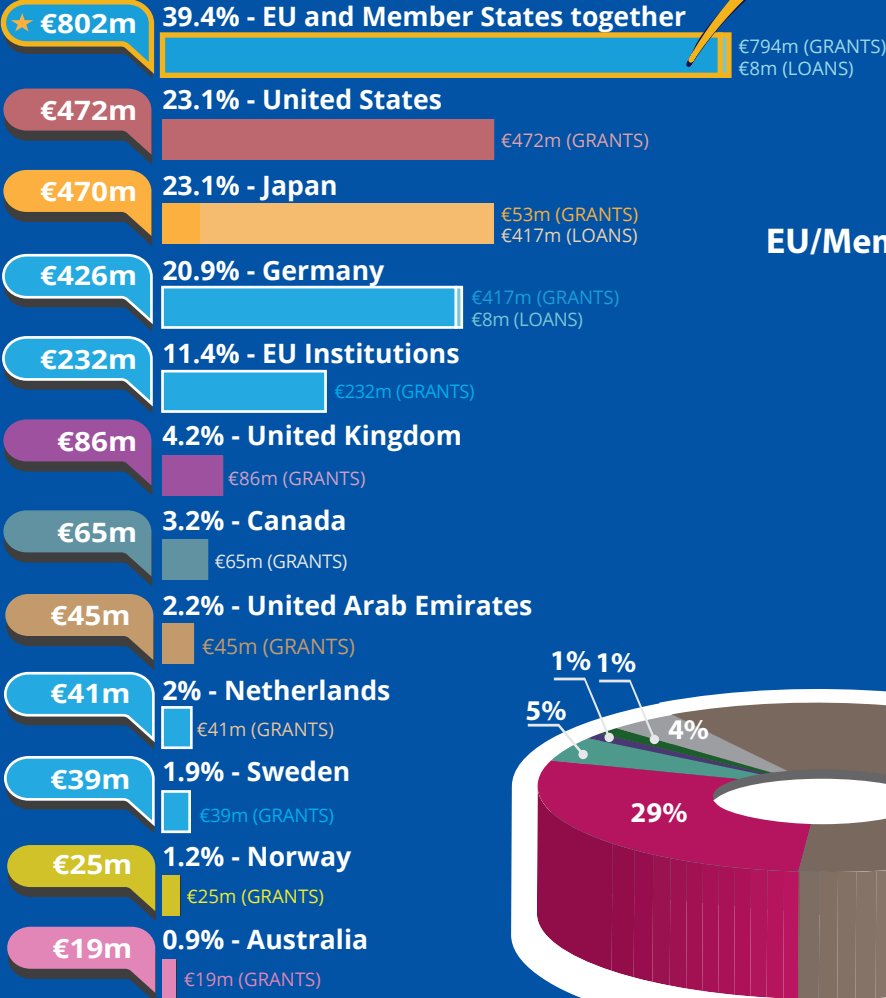




Iraq's partners in 2018*

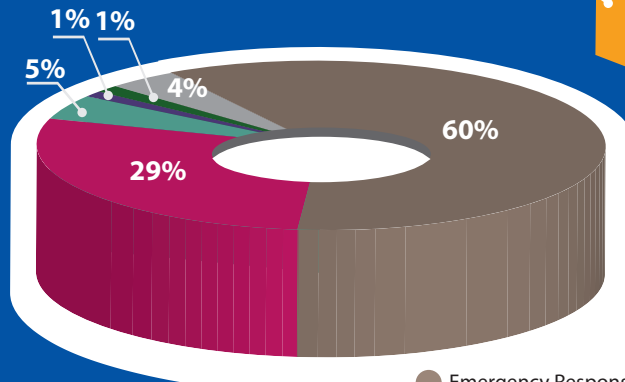



€824m
Total EU / Member States ODA

€802m EU/Member States together
39.4% of global bilateral flows

EU/MS multilateral core and voluntary contributions €22m

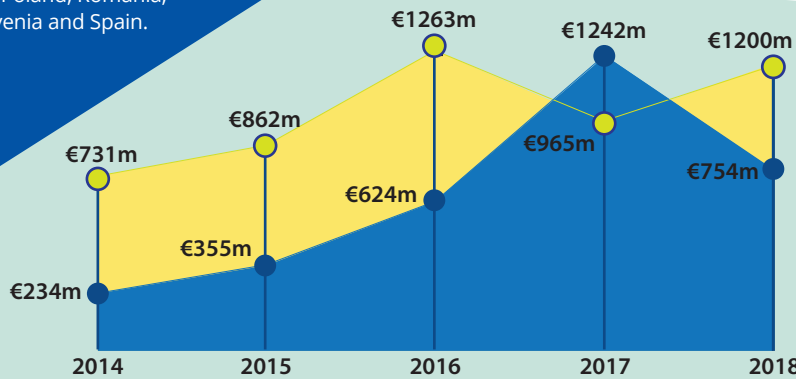
EU/Member States funds through multilaterals



The main sectors funded by the EU/Member States

- Emergency Response
- Government & Civil Society
- Education
- General Budget Support and Food Aid
- Other Social Infrastructure & Services
- Other

*Based on ODA disbursements in the particular year.



EU/Member States ODA trends 2014-2018 (€)

- EU / Member States
- All other DAC providers

For more information contact:

EEAS JOINT PROGRAMMING:
joint-programming-support@eeas.europa.eu

EU AID EXPLORER:
https://euaidexplorer.ec.europa.eu

DEVCO JOINT PROGRAMMING:
devco-joint-programming-support@ec.europa.eu

NEAR JOINT PROGRAMMING
NEAR-JOINT-PROGRAMMING@ec.europa.eu

Sources:

OECD DAC CRS
IMF WEO 2018 Database

Exchange rate: \$1 = €0.8473
(OECD exchange rate for 2018)

JOINT PROGRAMMING TRACKER:

<https://europa.eu/capacity4dev/joint-programming-tracker>

Note: EU/MS refers to the EU and its Member States together.

Differences between figures for total EU/MS ODA and ODA trends are due to use of different OECD data sources (with higher level of granularity in 2018).
RDBs = Regional Development Banks.





Investing in Sustainable Development in Iraq



GDP €190 bn ↑

GDP per capita €4,943.3 ↑*
Fiscal position -6.7% ↓



Upper Middle Income Country (World Bank classification)

Fragile State (World Bank classification)



Population 38.43m ↑

Multidimensional poverty 8.6%

Human Development Index (UN)

Index 0.69 ↑
Ranking (of 189 countries) 120



Trade figures (% of GDP)

Imports of goods 17.3 ↓
Exports of goods 38.5 ↑
Imports of services 8 ↓
Exports of services 2.5 ↑

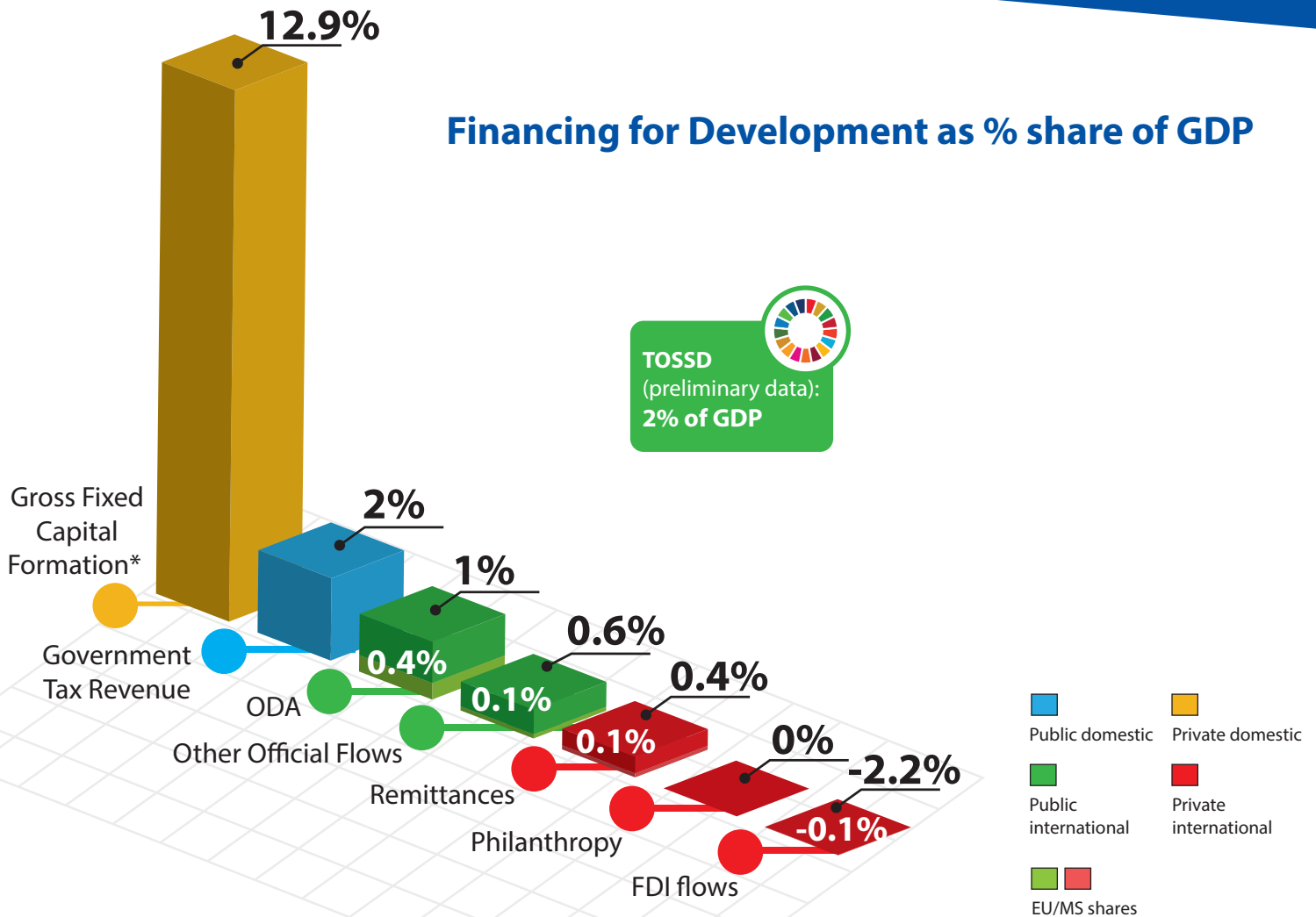
Ease of doing business index

Index 44.7 ↑
Ranking (of 190 countries) 172



* Compared to average of previous years

Financing for Development as % share of GDP



For more information contact:

EuropeAid-FINANCING-FOR-SUSTAINABLE-DEVELOPMENT@ec.europa.eu

Exchange rate: \$1 = €0.8473
(OECD exchange rate for 2018)

Sources:

OECD DAC CRS, World Bank WDI
UNDP, EDGAR, JRC, World Bank
Remittances database, Eurostat
and IMF External Debt Statistics

Note: EU/MS refers to the EU and Member States together

For more information on TOSSD: www.tossd.org

*Measure of total investment in the domestic economy (overlap with FDI possible)

Paris refers to debts to the Paris Club of creditors (22 countries)

