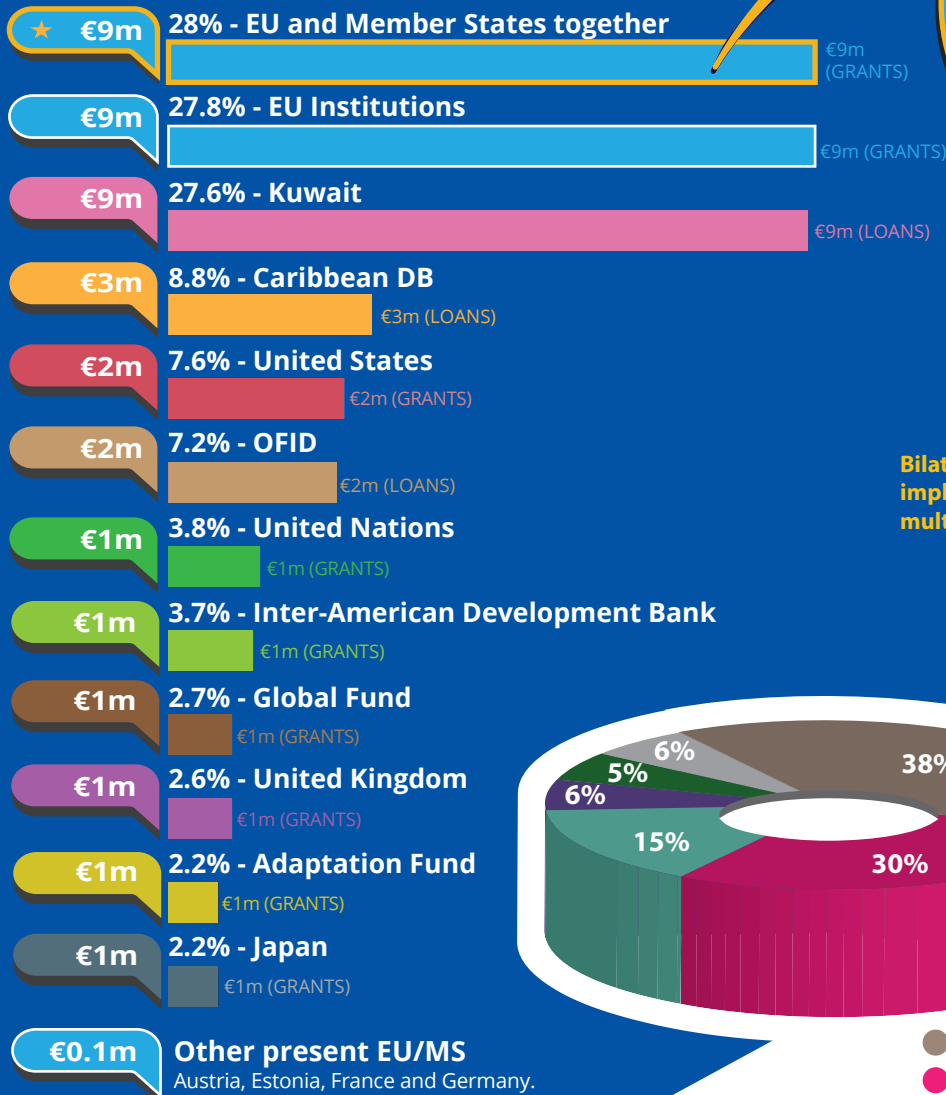




## Belize's partners in 2018\*



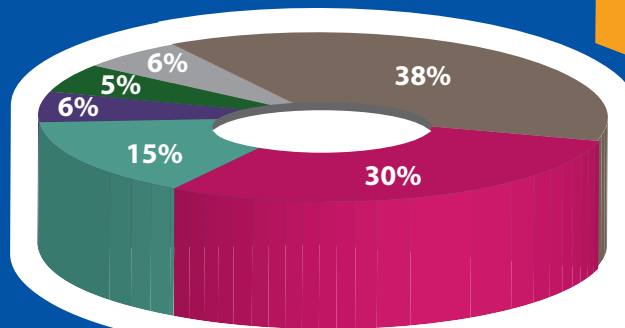
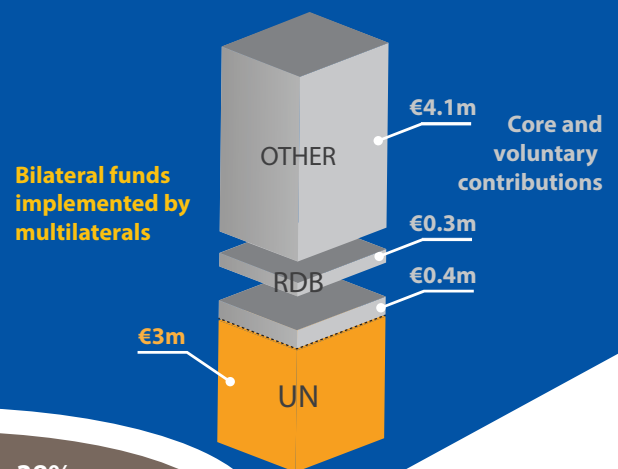
**€14m**

**Total EU /  
Member States  
ODA**

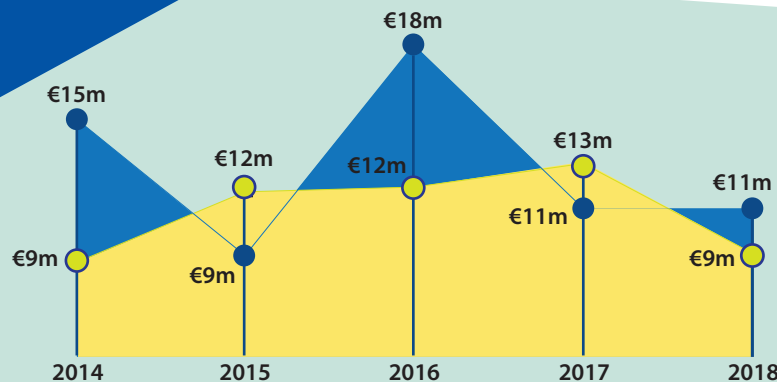
**€9m** EU/Member  
States together  
**28%** of global  
bilateral flows

EU/MS  
multilateral  
core and  
voluntary  
contributions  
**€5m**

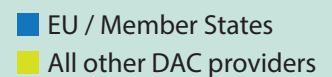
### EU/Member States funds through multilaterals



### The main sectors funded by the EU/Member States



### EU/Member States ODA trends 2014-2018 (€)



#### For more information contact:

**EEAS JOINT PROGRAMMING:**  
joint-programming-support@eeas.europa.eu

**EU AID EXPLORER:**  
<https://euaidexplorer.ec.europa.eu>

**DEVCO JOINT PROGRAMMING:**  
devco-joint-programming-support@ec.europa.eu

**NEAR JOINT PROGRAMMING:**  
NEAR-JOINT-PROGRAMMING@ec.europa.eu

#### Sources:

OECD DAC CRS  
IMF WEO 2018 Database

**Exchange rate:** \$1 = €0.8473  
(OECD exchange rate for 2018)

#### JOINT PROGRAMMING TRACKER:

<https://europa.eu/capacity4dev/joint-programming-tracker>

*Note: EU/MS refers to the EU and its Member States together.*

*Differences between figures for total EU/MS ODA and ODA trends are due to use of different OECD data sources (with higher level of granularity in 2018).*

*RDBs = Regional Development Banks.*





# Investing in Sustainable Development in Belize



**GDP €1.6 bn ↑**

GDP per capita  
Fiscal position

€4,138.8 ↑\*  
-1.4% ↑

**Population 0.38m ↑**

Multidimensional poverty

4.3%

**Human Development Index (UN)**

Index  
Ranking (of 189 countries)

0.72 ↑  
103

Upper Middle Income Country (*World Bank classification*)

**Trade figures (% of GDP)**

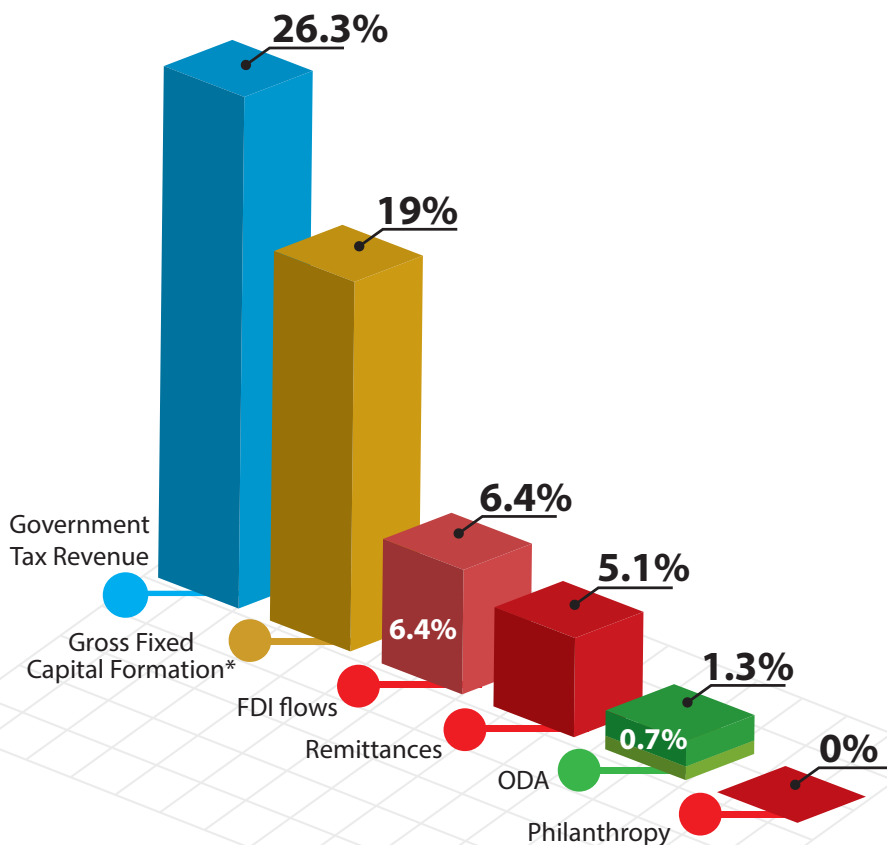
Imports of goods 47.9 ↓  
Exports of goods 24.1 ↓  
Imports of services 12.4 ↓  
Exports of services 33.5 ↑

**Ease of doing business index**

Index 55.5 ↑  
Ranking (of 190 countries) 135

\* Compared to average of previous years

## Financing for Development as % share of GDP



## External debt stock €1.2bn

Multilaterals

25.2%

Private

6.7%

Non-Paris 68%

Bilateral

68%

Paris 0%

Total Debt as share of GDP **73.8%**

Total Debt servicing as share of GDP **5.9%**



**For more information contact:**

EuropeAid-FINANCING-FOR-SUSTAINABLE-DEVELOPMENT@ec.europa.eu

Exchange rate: \$1 = €0.8473  
(OECD exchange rate for 2018)

**Sources:**

OECD DAC CRS, World Bank WDI  
UNDP, EDGAR, JRC, World Bank  
Remittances database, Eurostat  
and IMF External Debt Statistics

Note: EU/MS refers to the EU and Member States together

For more information on TOSSD: [www.tossd.org](http://www.tossd.org)

\*Measure of total investment in the domestic economy (overlap with FDI possible)

Paris refers to debts to the Paris Club of creditors (22 countries)

