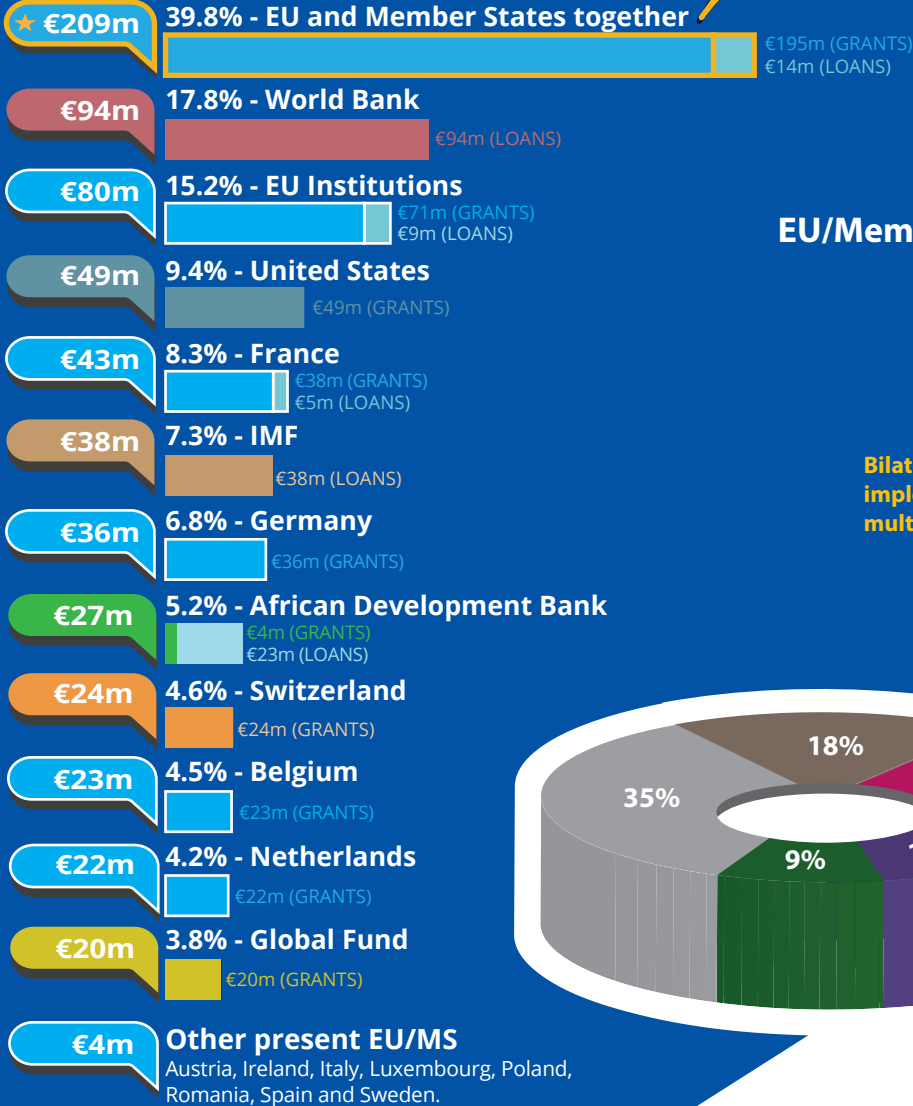




Benin's partners in 2018*

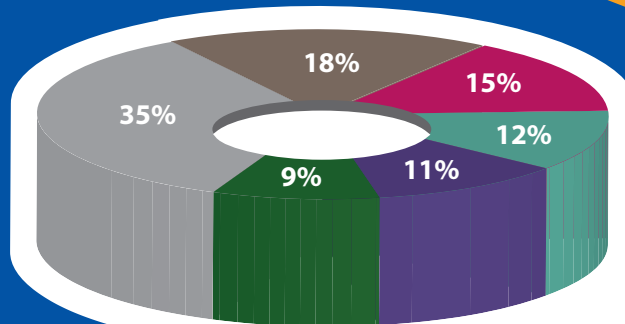
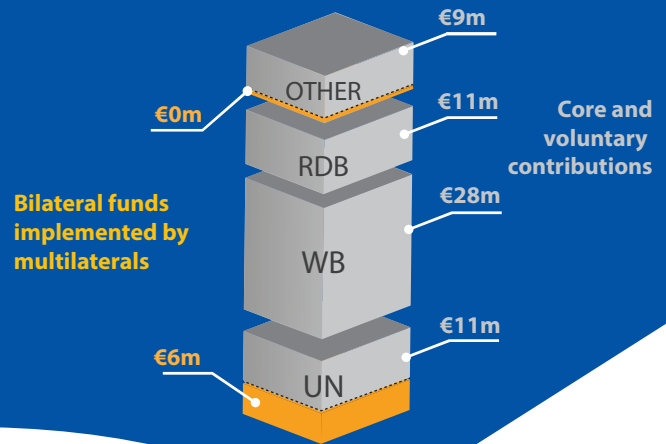


€268m
Total EU /
Member States
ODA

€209m EU/Member
States together
39.8% of global
bilateral flows

EU/MS
multilateral
core and
voluntary
contributions
€59m

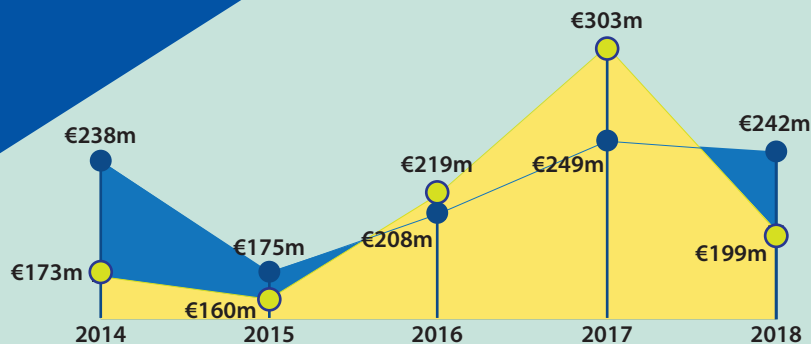
EU/Member States funds through multilaterals



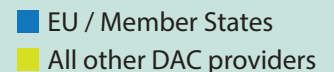
The main sectors funded by the EU/Member States



*Based on ODA disbursements
in the particular year.



EU/Member States ODA trends 2014-2018 (€)



For more information contact:

EEAS JOINT PROGRAMMING:
joint-programming-support@eeas.europa.eu

EU AID EXPLORER:
https://euaideexplorer.ec.europa.eu

DEVCO JOINT PROGRAMMING:
devco-joint-programming-support@ec.europa.eu

NEAR JOINT PROGRAMMING
NEAR-JOINT-PROGRAMMING@ec.europa.eu

Sources:

OECD DAC CRS
IMF WEO 2018 Database

Exchange rate: \$1 = €0.8473
(OECD exchange rate for 2018)

JOINT PROGRAMMING TRACKER:

<https://europa.eu/capacity4dev/joint-programming-tracker>

Note: EU/MS refers to the EU and its Member States together.

Differences between figures for total EU/MS ODA and ODA trends are due to use of different OECD data sources (with higher level of granularity in 2018).

RDBs = Regional Development Banks.





Investing in Sustainable Development in Benin



GDP €8.8 bn ↑

GDP per capita

€763.9 ↑ *



Population 11.49m ↑

Poverty head count ratio at national poverty line 40.1%

Multidimensional poverty 66.8%

GINI index 47.8

Human Development Index (UN)

Index 0.52 ↑

Ranking (of 189 countries) 163



Low Income Country (World Bank classification)

Least Developed Country (UN classification)



Trade figures (% of GDP)

Imports of goods 33.1 ↑

Exports of goods 23.9 ↑

Imports of services 6.3 ↓

Exports of services 3.6 ↓

Ease of doing business index

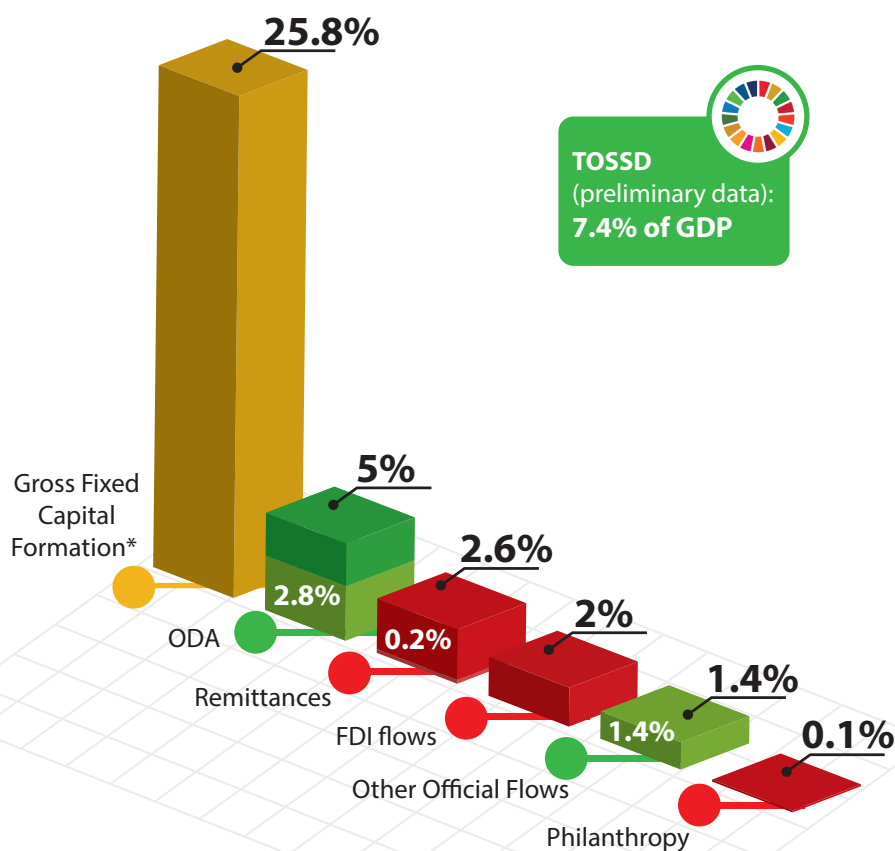
Index 52.4 ↑

Ranking (of 190 countries) 149



* Compared to average of previous years

Financing for Development as % share of GDP



External debt stock

€3.1bn

Multilaterals

54%

Private

0%

Non-Paris 45%

Paris 1%

46%

Bilateral

Total Debt as share of GDP **35.6%**

Total Debt servicing as share of GDP **2.1%**



For more information contact:

EuropeAid-FINANCING-FOR-SUSTAINABLE-DEVELOPMENT@ec.europa.eu

Exchange rate: \$1 = €0.8473
(OECD exchange rate for 2018)

Sources:

OECD DAC CRS, World Bank WDI
UNDP, EDGAR, JRC, World Bank
Remittances database, Eurostat
and IMF External Debt Statistics

Note: EU/MS refers to the EU and Member States together

For more information on TOSSD: www.tossd.org

*Measure of total investment in the domestic economy (overlap with FDI possible)

Paris refers to debts to the Paris Club of creditors (22 countries)

