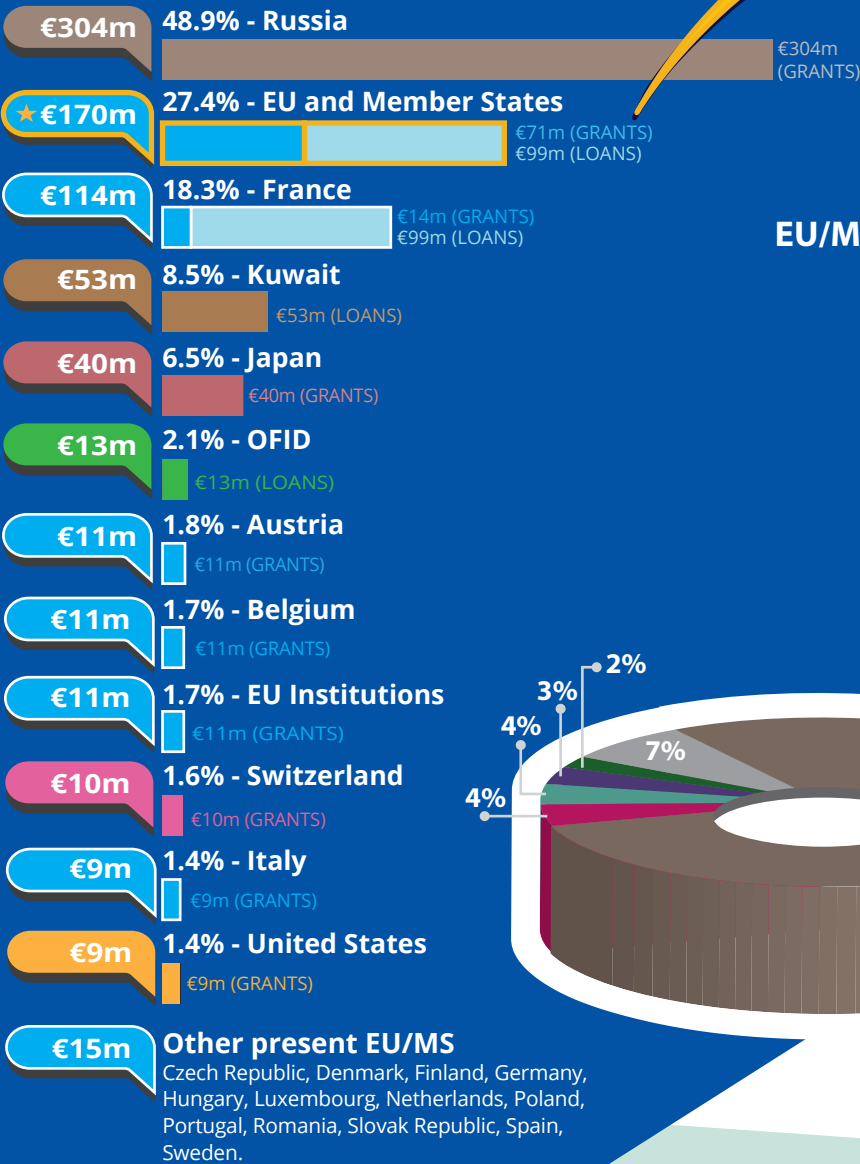




## Cuba's partners in 2018\*

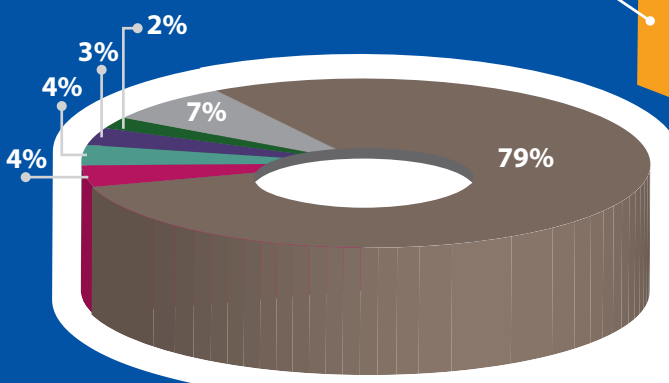
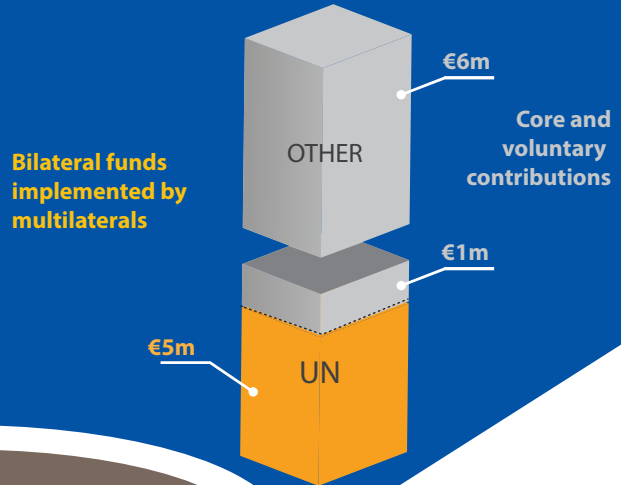


**€177m**  
Total EU / Member States ODA

€170m EU/Member States together  
27.4% of global bilateral flows

EU/MS multilateral core and voluntary contributions €7m

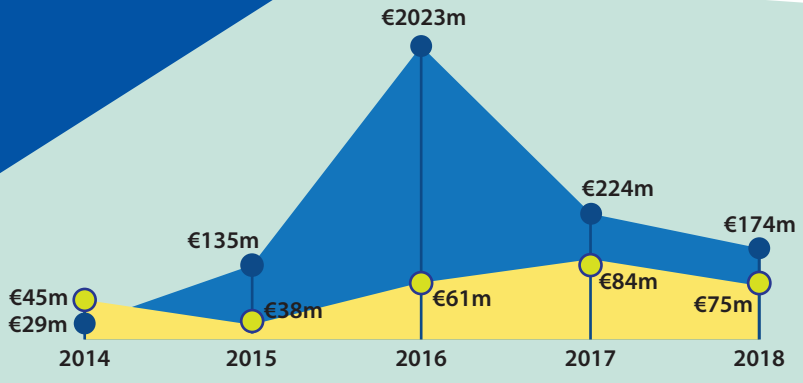
### EU/Member States funds through multilaterals



### The main sectors funded by the EU/Member States

- Action Relating to Debt
- Education
- Government & Civil Society
- Agriculture, Forestry, Fishing
- Energy
- Other

\*Based on ODA disbursements in the particular year.



### EU/Member States ODA trends 2014-2018 (€)

■ EU / Member States  
■ All other DAC providers

#### For more information contact:

**EEAS JOINT PROGRAMMING:**  
joint-programming-support@eeas.europa.eu

**DEVCO JOINT PROGRAMMING:**  
devco-joint-programming-support@ec.europa.eu

**EU AID EXPLORER:**  
https://euaidexplorer.ec.europa.eu

**NEAR JOINT PROGRAMMING**  
NEAR-JOINT-PROGRAMMING@ec.europa.eu

#### Sources:

OECD DAC CRS  
IMF WEO 2018 Database

Exchange rate: \$1 = €0.8473  
(OECD exchange rate for 2018)

#### JOINT PROGRAMMING TRACKER:

https://europa.eu/capacity4dev/joint-programming-tracker

Note: EU/MS refers to the EU and its Member States together.

Differences between figures for total EU/MS ODA and ODA trends are due to use of different OECD data sources (with higher level of granularity in 2018).  
RDBs = Regional Development Banks.





# Investing in Sustainable Development in Cuba



**GDP €84.7bn** ↑

GDP per capita

€7,475 ↑ \*



Upper Middle Income Country (*World Bank classification*)



**Population 11.34m** ↑

**Human Development Index (UN)**

Index

Ranking (of 189 countries)

0.78 ↑  
72



## Trade figures (% of GDP)

Imports of goods X ↑

Exports of goods X ↑

Imports of services X ↑

Exports of services X ↓

## Ease of doing business index

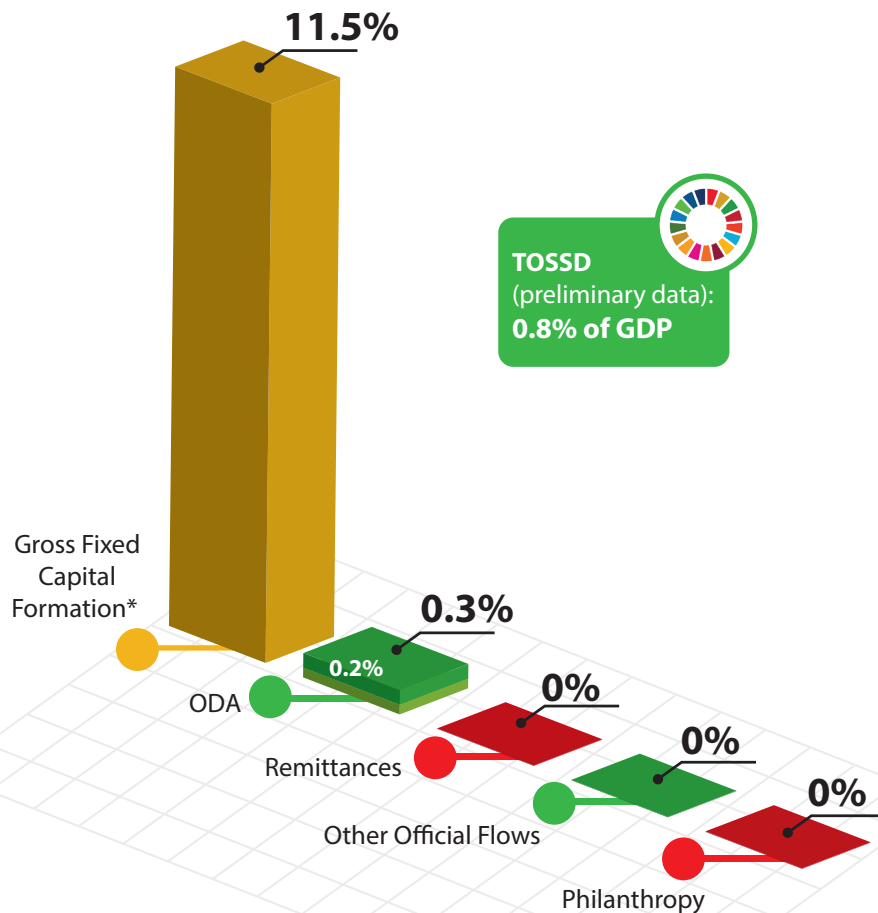
Index X ↑

Ranking (of 190 countries) X



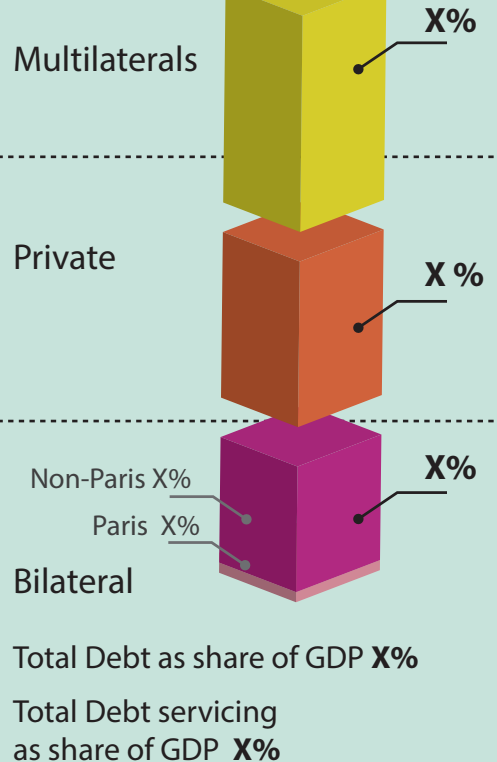
\* Compared to average of previous years

## Financing for Development as % share of GDP



## External debt stock

€Xbn



### For more information contact:

EuropeAid-FINANCING-FOR-SUSTAINABLE-DEVELOPMENT@ec.europa.eu

Exchange rate: \$1 = €0.8473  
(OECD exchange rate for 2018)

### Sources:

OECD DAC CRS, World Bank WDI  
UNDP, EDGAR, JRC, World Bank  
Remittances database, Eurostat  
and IMF External Debt Statistics

Note: EU/MS refers to the EU and Member States together

For more information on TOSSD: [www.tosssd.org](http://www.tosssd.org)

\*Measure of total investment in the domestic economy (overlap with FDI possible)

Paris refers to debts to the Paris Club of creditors (22 countries)

