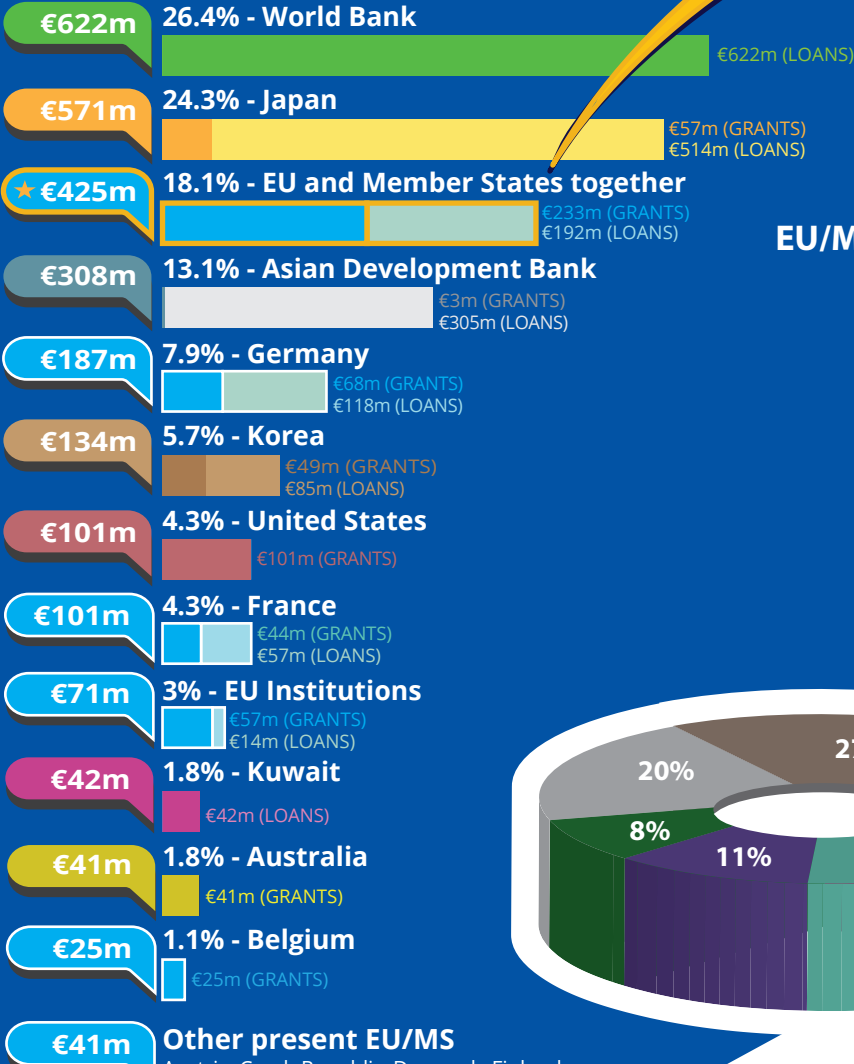




Vietnam's partners in 2018*

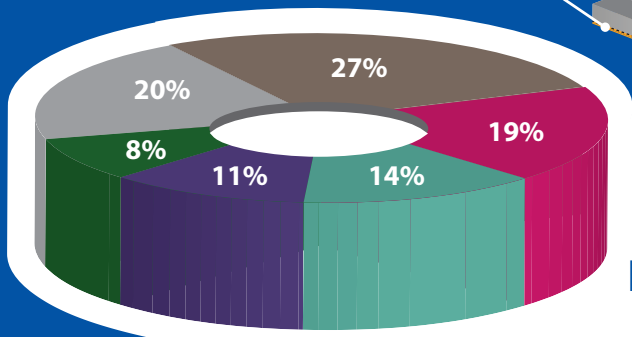
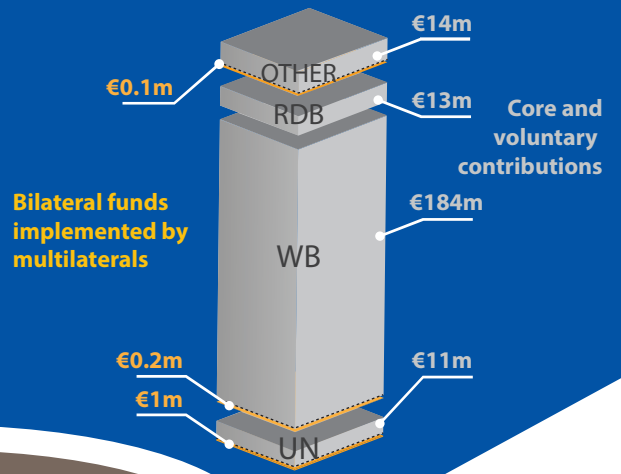


€425m EU/Member States together
18.1% of global bilateral flows

€647m Total EU / Member States ODA

EU/MS multilateral core and voluntary contributions **€222m**

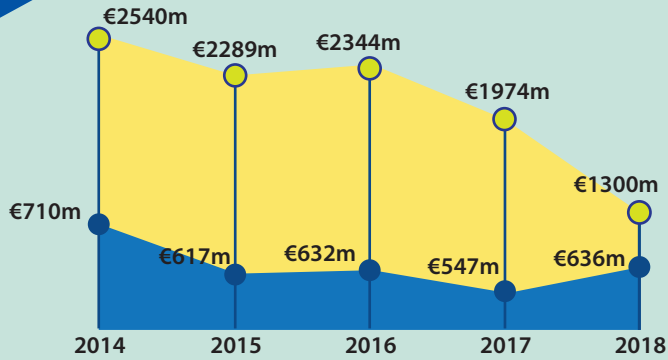
EU/Member States funds through multilaterals



The main sectors funded by the EU/Member States

- Energy
- Multi-Sector / Cross-Cutting
- Education
- Water Supply & Sanitation
- Transport & Storage
- Other

*Based on ODA disbursements in the particular year.



EU/Member States ODA trends 2014-2018 (€)

- EU / Member States
- All other DAC providers

For more information contact:

EEAS JOINT PROGRAMMING: joint-programming-support@eeas.europa.eu
EU AID EXPLORER: https://euaidexplorer.ec.europa.eu
DEVCO JOINT PROGRAMMING: devco-joint-programming-support@ec.europa.eu
NEAR JOINT PROGRAMMING: NEAR-JOINT-PROGRAMMING@ec.europa.eu

Sources:

OECD DAC CRS
IMF WEO 2018 Database
Exchange rate: \$1 = €0.8473 (OECD exchange rate for 2018)

JOINT PROGRAMMING TRACKER:

https://europa.eu/capacity4dev/joint-programming-tracker
 Note: EU/MS refers to the EU and its Member States together.
 Differences between figures for total EU/MS ODA and ODA trends are due to use of different OECD data sources (with higher level of granularity in 2018).
 RDBs = Regional Development Banks.





Investing in Sustainable Development in Vietnam



GDP €207.8bn ↑

GDP per capita €2,1745 ↑ *



Lower Middle Income Country (*World Bank classification*)



Population 95.54m ↑

Poverty head count ratio at national poverty line 9.8% ↓
Multidimensional poverty 4.9%
GINI index 35.3 ↑



Trade figures (% of GDP)

Imports of goods 92.6 ↑
Exports of goods 99.4 ↑
Imports of services 7.5 ↓
Exports of services 6.0 ↑

Ease of doing business index

Index 69.8 ↑
Ranking (of 190 countries) 70

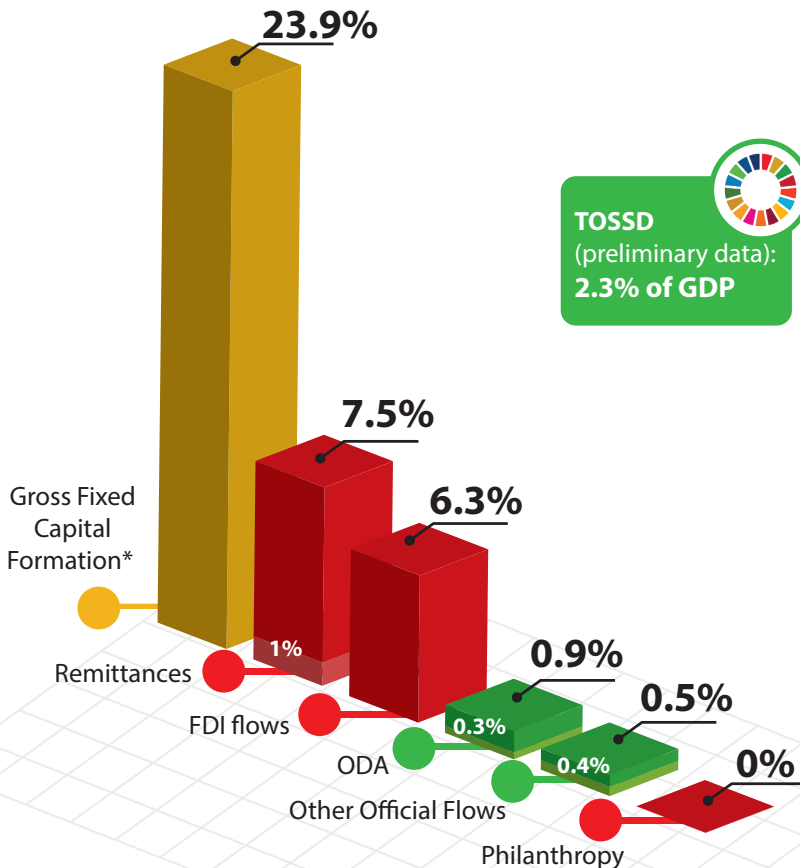


Human Development Index (UN)

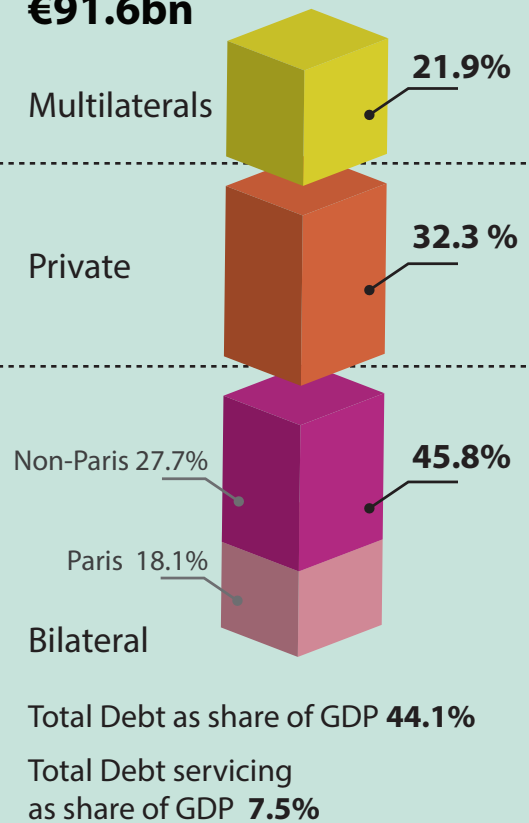
Index 0.69 ↑
Ranking (of 189 countries) 118

* Compared to average of previous years

Financing for Development as % share of GDP



External debt stock €91.6bn



For more information contact:

EuropeAid-FINANCING-FOR-SUSTAINABLE-DEVELOPMENT@ec.europa.eu

Exchange rate: \$1 = €0.8473 (OECD exchange rate for 2018)

Sources:

OECD DAC CRS, World Bank WDI UNDP, EDGAR, JRC, World Bank Remittances database, Eurostat and IMF External Debt Statistics

Note: EU/MS refers to the EU and Member States together

For more information on TOSSD: www.tossd.org

*Measure of total investment in the domestic economy (overlap with FDI possible)

Paris refers to debts to the Paris Club of creditors (22 countries)

