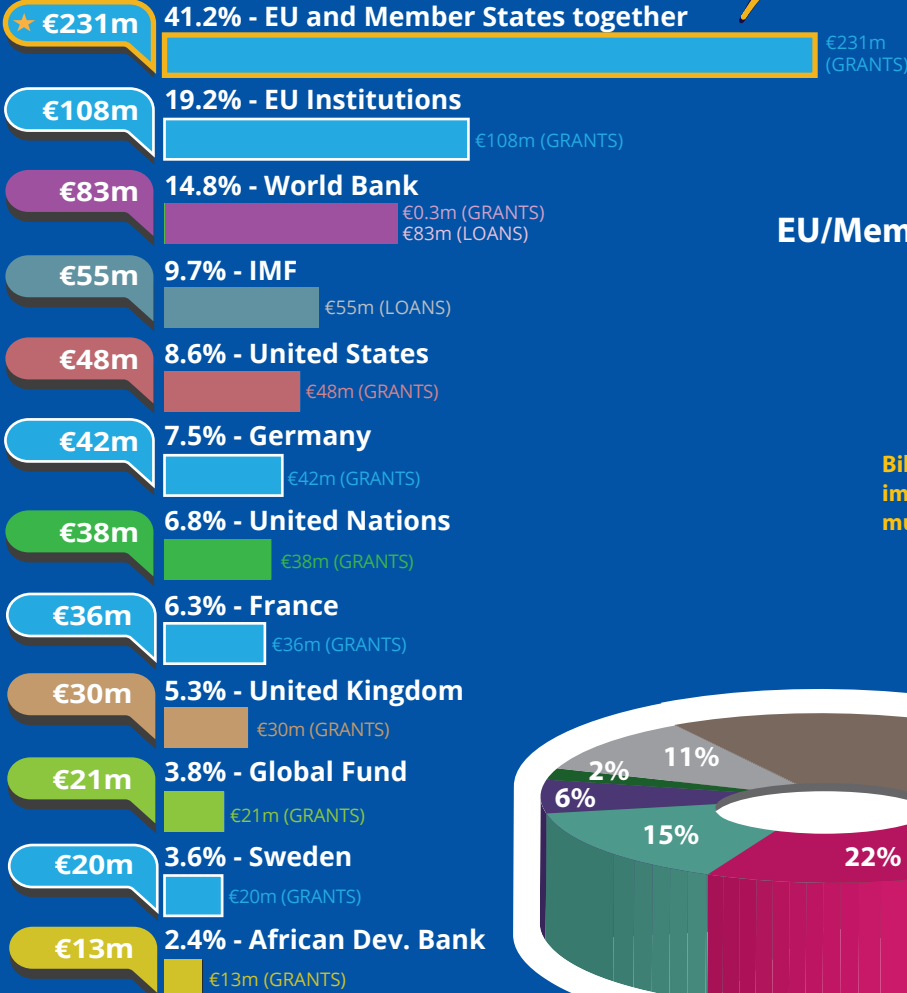




Central African Republic's partners in 2018*

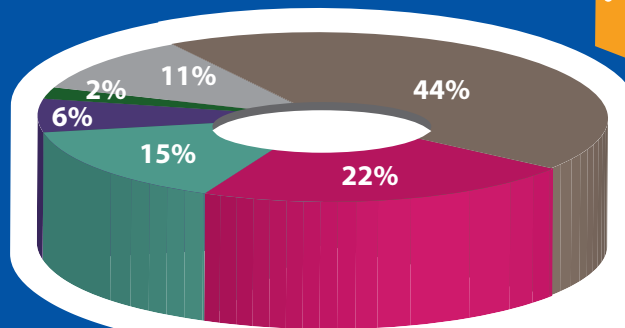
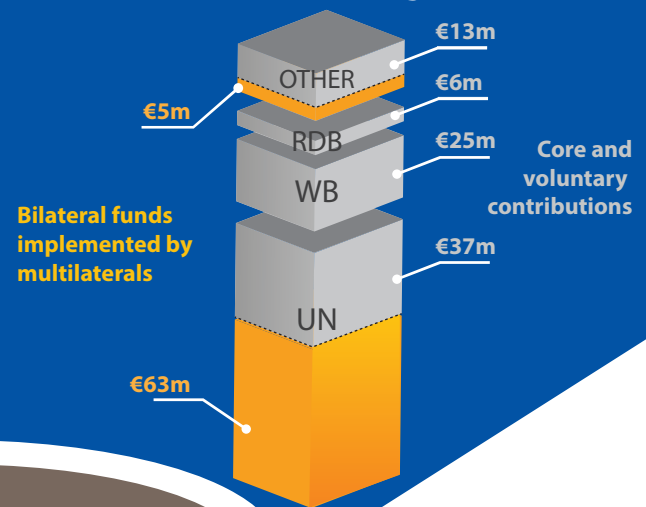


€312m
Total EU /
Member States
ODA

€231m EU/Member
States together
41.2% of global
bilateral flows

EU/MS
multilateral
core and
voluntary
contributions
€81m

EU/Member States funds through multilaterals



The main sectors funded by the EU/Member States

- Emergency Response
- Government & Civil Society
- General Budget Support and Food Aid
- Multi-Sector / Cross-Cutting
- Water Supply & Sanitation
- Other

*Based on ODA disbursements
in the particular year.



EU/Member States ODA trends 2014-2018 (€)

■ EU / Member States
■ All other DAC providers

For more information contact:

EEAS JOINT PROGRAMMING:
joint-programming-support@eeas.europa.eu

EU AID EXPLORER:
https://euaidexplorer.ec.europa.eu

DEVCO JOINT PROGRAMMING:
devco-joint-programming-support@ec.europa.eu

NEAR JOINT PROGRAMMING
NEAR-JOINT-PROGRAMMING@ec.europa.eu

Sources:

OECD DAC CRS
IMF WEO 2018 Database

Exchange rate: \$1 = €0.8473
(OECD exchange rate for 2018)

JOINT PROGRAMMING TRACKER:

<https://europa.eu/capacity4dev/joint-programming-tracker>

Note: EU/MS refers to the EU and its Member States together.

Differences between figures for total EU/MS ODA and ODA trends are due to use of different OECD data sources (with higher level of granularity in 2018).

RDBs = Regional Development Banks.





Investing in Sustainable Development in Central African Republic



GDP €1.9 bn ↑

GDP per capita €403.1 ↑ *

Fiscal position 1.8% ↑



Population 4.67m ↑

Multidimensional poverty 79.4%

Human Development Index (UN)

Index 0.38 ↑

Ranking (of 189 countries) 188

Low Income Country (World Bank classification)

Least Developed Country (UN classification)

Fragile State (World Bank classification)



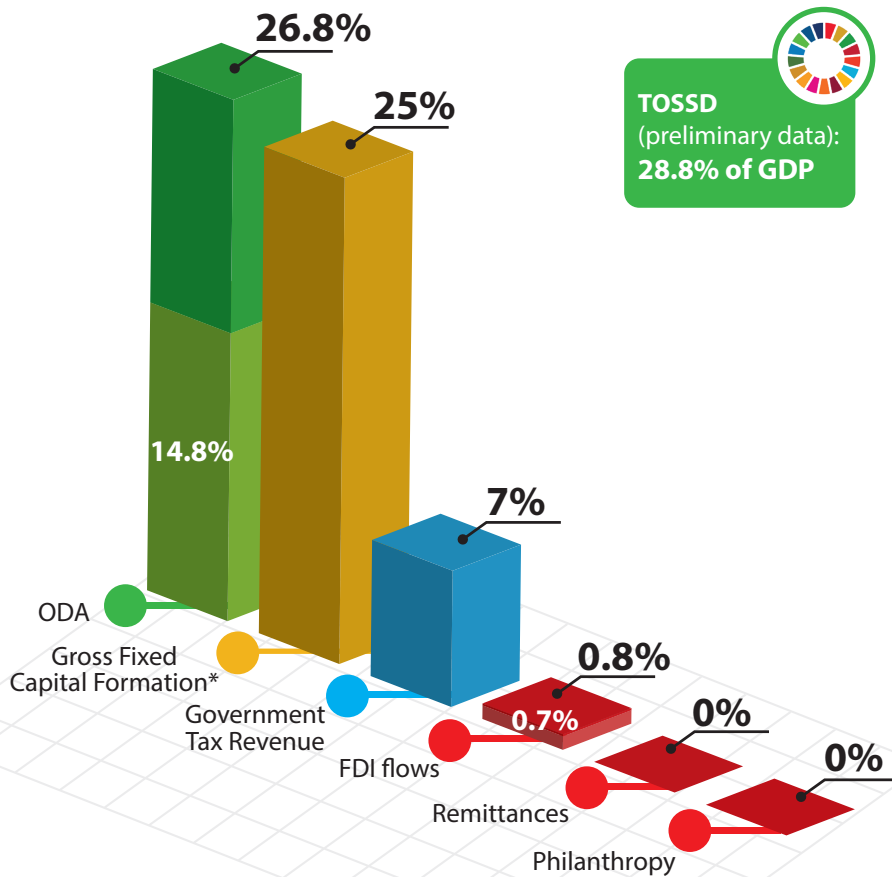
Ease of doing business index

Index 35.6 ↑

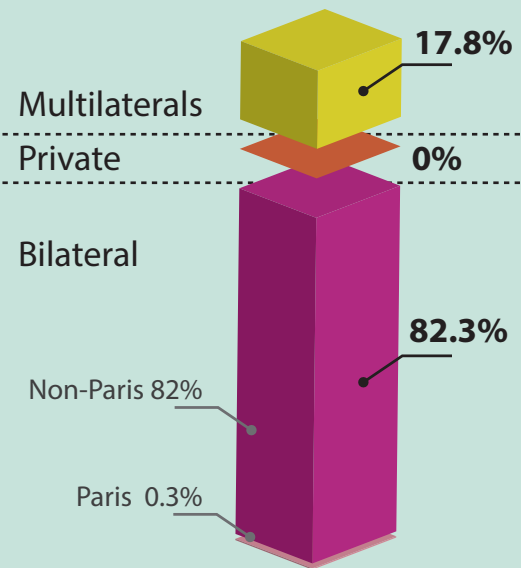
Ranking (of 190 countries) 184

* Compared to average of previous years

Financing for Development as % share of GDP



External debt stock €0.7bn



Total Debt as share of GDP **35.1%**

Total Debt servicing as share of GDP **0.9%**



For more information contact:

EuropeAid-FINANCING-FOR-SUSTAINABLE-DEVELOPMENT@ec.europa.eu

Exchange rate: \$1 = €0.8473
(OECD exchange rate for 2018)

Sources:

OECD DAC CRS, World Bank WDI
UNDP, EDGAR, JRC, World Bank
Remittances database, Eurostat
and IMF External Debt Statistics

Note: EU/MS refers to the EU and Member States together

For more information on TOSSD: www.tossd.org

*Measure of total investment in the domestic economy (overlap with FDI possible)

Paris refers to debts to the Paris Club of creditors (22 countries)

