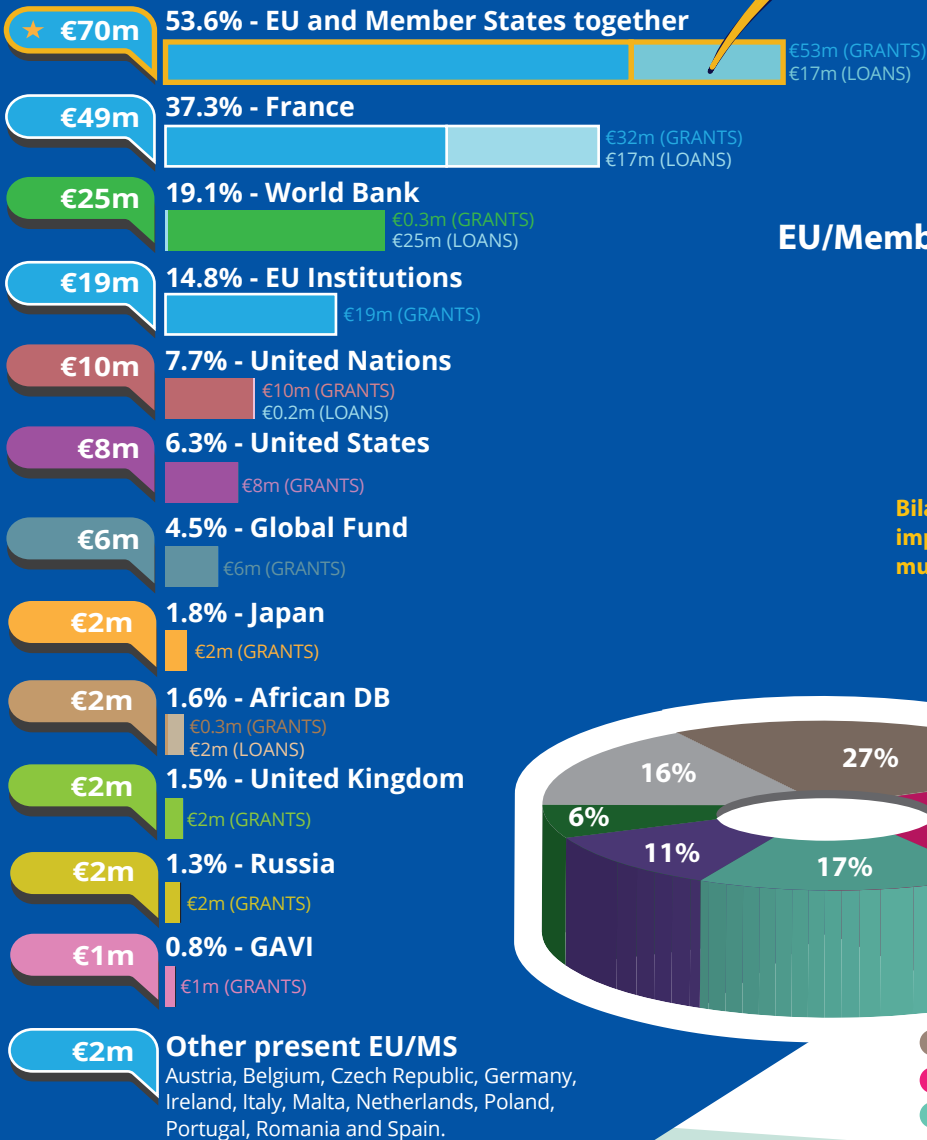


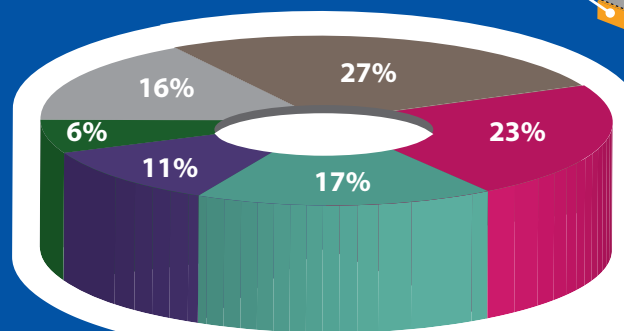
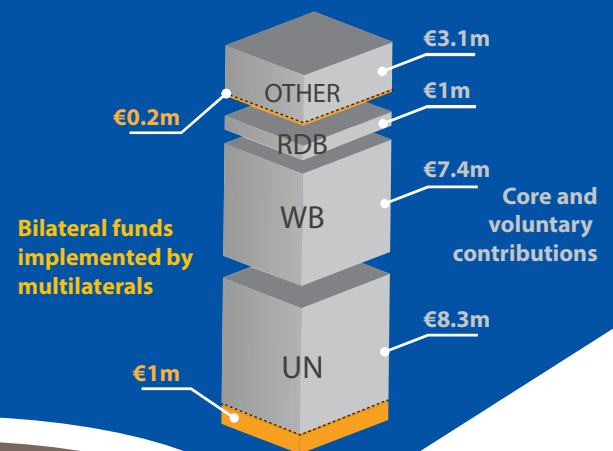


Congo's partners in 2018*

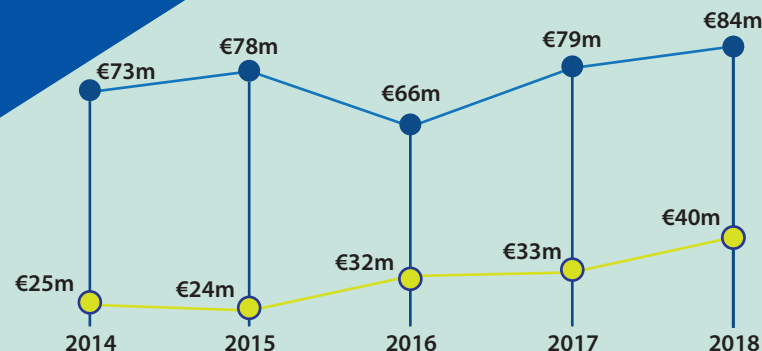


€90m
Total EU /
Member States
ODA

EU/Member States funds through multilaterals



*Based on ODA disbursements
in the particular year.



For more information contact:

EEAS JOINT PROGRAMMING:
joint-programming-support@eeas.europa.eu

EU AID EXPLORER:
https://euaidexplorer.ec.europa.eu

DEVCO JOINT PROGRAMMING:
devco-joint-programming-support@ec.europa.eu

NEAR JOINT PROGRAMMING
NEAR-JOINT-PROGRAMMING@ec.europa.eu

Sources:

OECD DAC CRS
IMF WEO 2018 Database

Exchange rate: \$1 = €0.8473
(OECD exchange rate for 2018)

JOINT PROGRAMMING TRACKER:

<https://europa.eu/capacity4dev/joint-programming-tracker>

Note: EU/MS refers to the EU and its Member States together.

Differences between figures for total EU/MS ODA and ODA trends are due to use of different OECD data sources (with higher level of granularity in 2018).

RDBs = Regional Development Banks.





Investing in Sustainable Development in Congo



GDP €9.5 bn ↑

GDP per capita
Fiscal position

€1,819.8 ↓*
-6.8% ↓



Population 5.24m ↑

Multidimensional poverty

24.3%

Human Development Index (UN)

Index
Ranking (of 189 countries)

0.61 ↑
138

Lower Middle Income Country (*World Bank classification*)

Fragile State (*World Bank classification*)

Trade figures (% of GDP)

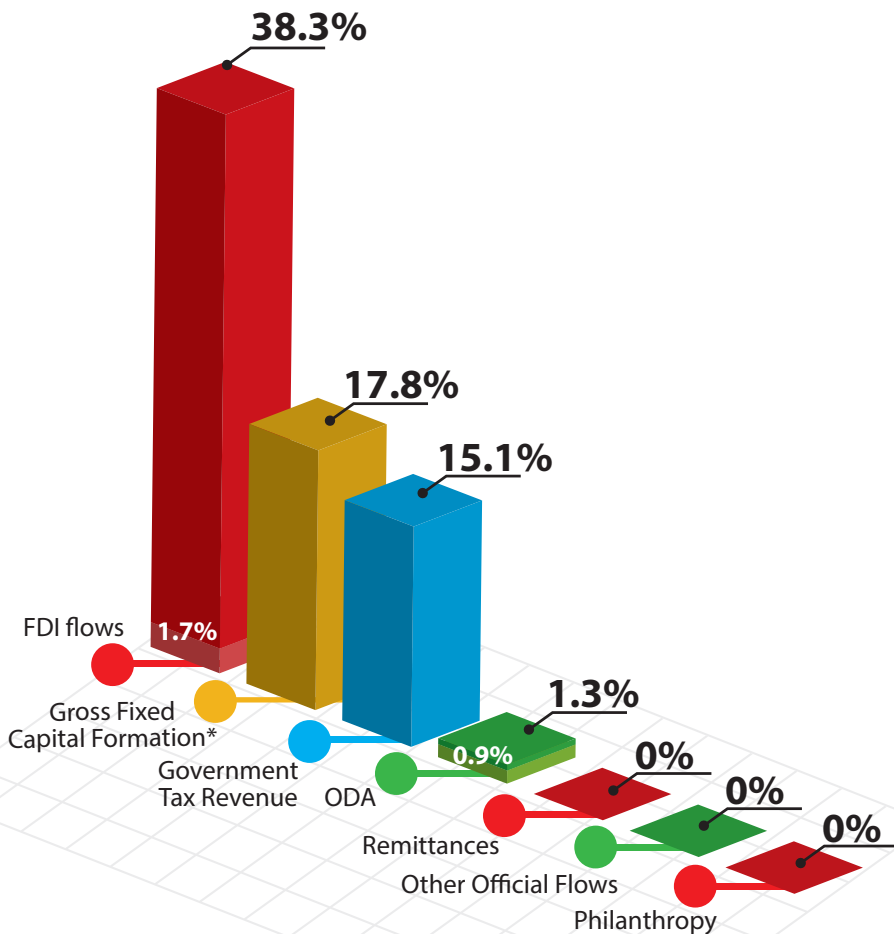
Imports of goods 56.1 ↑
Exports of goods 48.2 ↑
Imports of services 24.5 ↑
Exports of services 2.7 ↓

Ease of doing business index

Index 39.5 ↑
Ranking (of 190 countries) 180

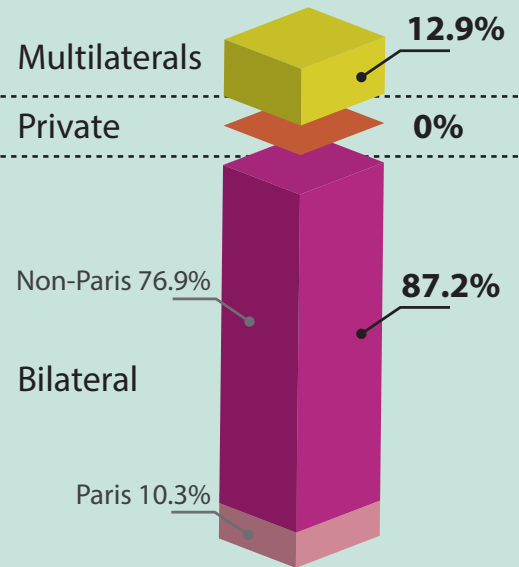
* Compared to average of previous years

Financing for Development as % share of GDP



External debt stock

€4.4bn



Total Debt as share of GDP **45.7%**

Total Debt servicing as share of GDP **2.6%**



For more information contact:

EuropeAid-FINANCING-FOR-SUSTAINABLE-DEVELOPMENT@ec.europa.eu

Exchange rate: \$1 = €0.8473
(OECD exchange rate for 2018)

Sources:

OECD DAC CRS, World Bank WDI
UNDP, EDGAR, JRC, World Bank
Remittances database, Eurostat
and IMF External Debt Statistics

Note: EU/MS refers to the EU and Member States together

For more information on TOSSD: www.tossd.org

*Measure of total investment in the domestic economy (overlap with FDI possible)

Paris refers to debts to the Paris Club of creditors (22 countries)

