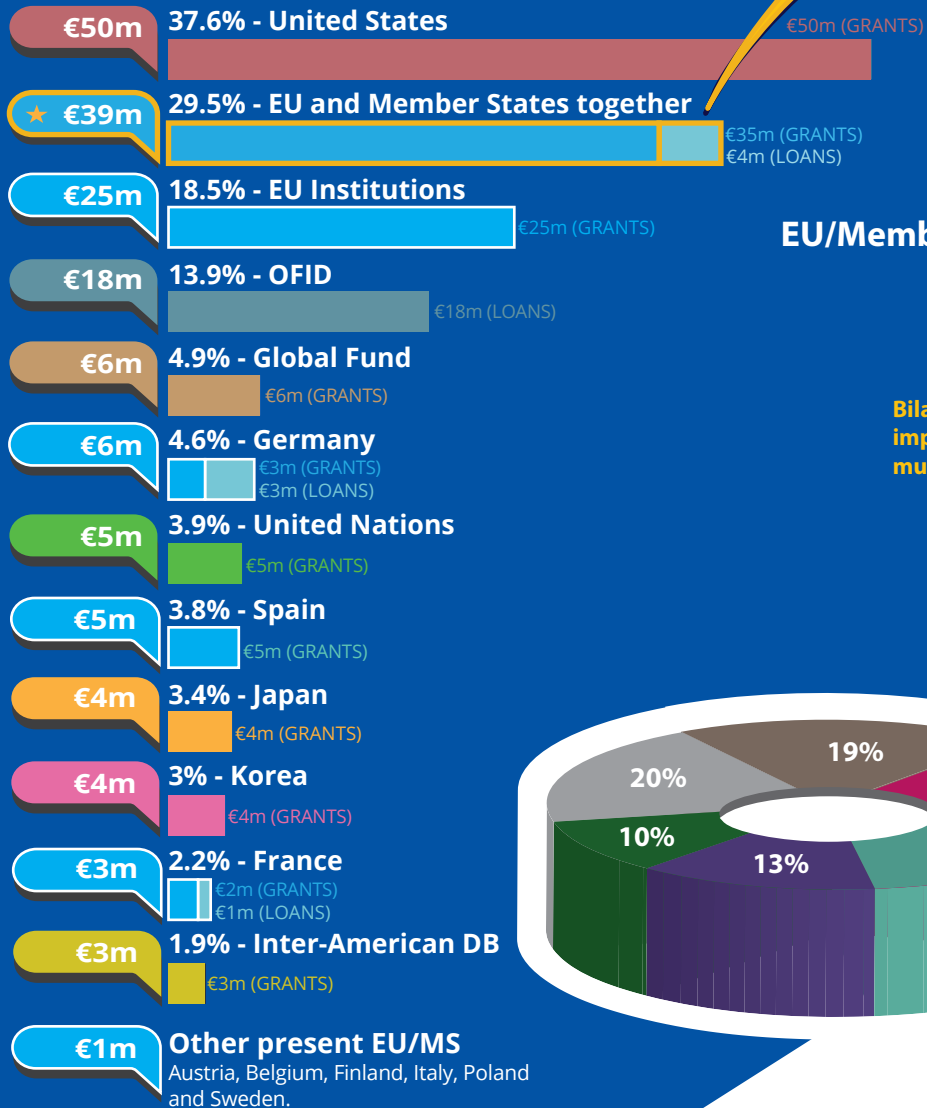




## Dominican Republic's partners in 2018\*

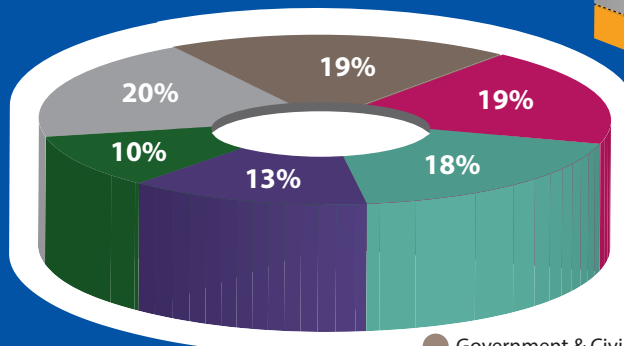
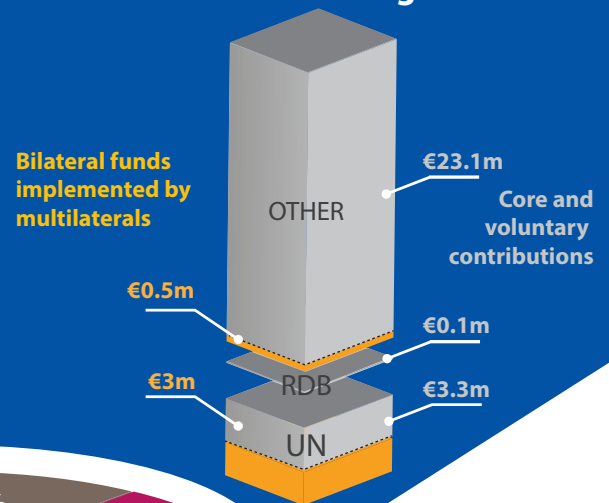


**€66m**  
Total EU /  
Member States  
ODA

**€39m** EU/Member  
States together  
**29.5%** of global  
bilateral flows

EU/MS  
multilateral  
core and  
voluntary  
contributions  
**€27m**

### EU/Member States funds through multilaterals



### The main sectors funded by the EU/Member States

- Government & Civil Society
- Education
- Energy
- Multi-Sector / Cross-Cutting
- Other Economic Infrastructure & Services
- Other

\*Based on ODA disbursements  
in the particular year.



### EU/Member States ODA trends 2014-2018 (€)

#### For more information contact:

EEAS JOINT PROGRAMMING:  
joint-programming-support@eeas.europa.eu

EU AID EXPLORER:  
https://euaideexplorer.ec.europa.eu

DEVCO JOINT PROGRAMMING:  
devco-joint-programming-support@ec.europa.eu

NEAR JOINT PROGRAMMING  
NEAR-JOINT-PROGRAMMING@ec.europa.eu

#### Sources:

OECD DAC CRS  
IMF WEO 2018 Database

Exchange rate: \$1 = €0.8473  
(OECD exchange rate for 2018)

#### JOINT PROGRAMMING TRACKER:

<https://europa.eu/capacity4dev/joint-programming-tracker>

Note: EU/MS refers to the EU and its Member States together.

Differences between figures for total EU/MS ODA and ODA trends are due to use of different OECD data sources (with higher level of granularity in 2018).

RDBs = Regional Development Banks.





# Investing in Sustainable Development in Dominican Republic



**GDP €72.5 bn ↑**

GDP per capita  
Fiscal position

€6,821.3 ↑\*  
-2.2% ↓

**Population 10.63m ↑**

Poverty head count ratio at national poverty line 30.5%  
Multidimensional poverty 3.9%  
GINI index 45.7

**Human Development Index (UN)**

Index 0.74 ↑  
Ranking (of 189 countries) 89

Upper Middle Income Country (World Bank classification)

**Trade figures (% of GDP)**

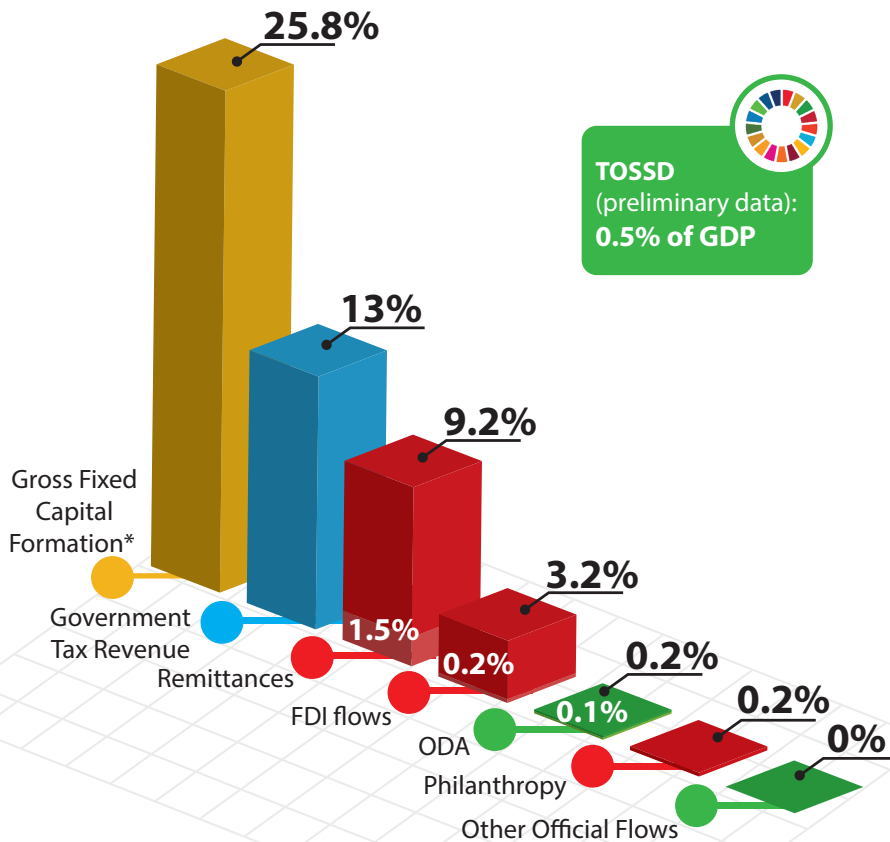
Imports of goods 23.6 ↓  
Exports of goods 12.7 ↓  
Imports of services 4 ↓  
Exports of services 10.9 ↑

**Ease of doing business index**

Index 60 ↑  
Ranking (of 190 countries) 115

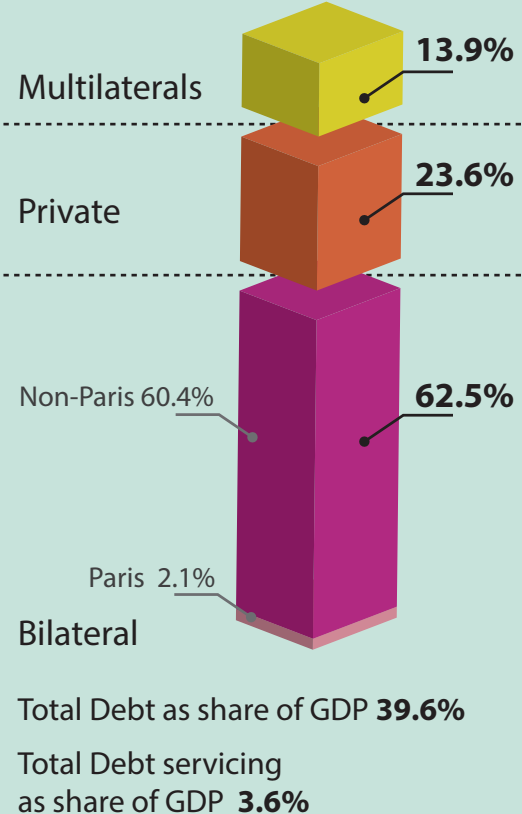
\* Compared to average of previous years

## Financing for Development as % share of GDP



## External debt stock

**€28.7bn**



Public domestic Private domestic  
Public international Private international EU/MS shares

**For more information contact:**

EuropeAid-FINANCING-FOR-SUSTAINABLE-DEVELOPMENT@ec.europa.eu

Exchange rate: \$1 = €0.8473  
(OECD exchange rate for 2018)

**Sources:**

OECD DAC CRS, World Bank WDI  
UNDP, EDGAR, JRC, World Bank  
Remittances database, Eurostat  
and IMF External Debt Statistics

Note: EU/MS refers to the EU and Member States together

For more information on TOSSD: [www.tossd.org](http://www.tossd.org)

\*Measure of total investment in the domestic economy (overlap with FDI possible)

Paris refers to debts to the Paris Club of creditors (22 countries)

