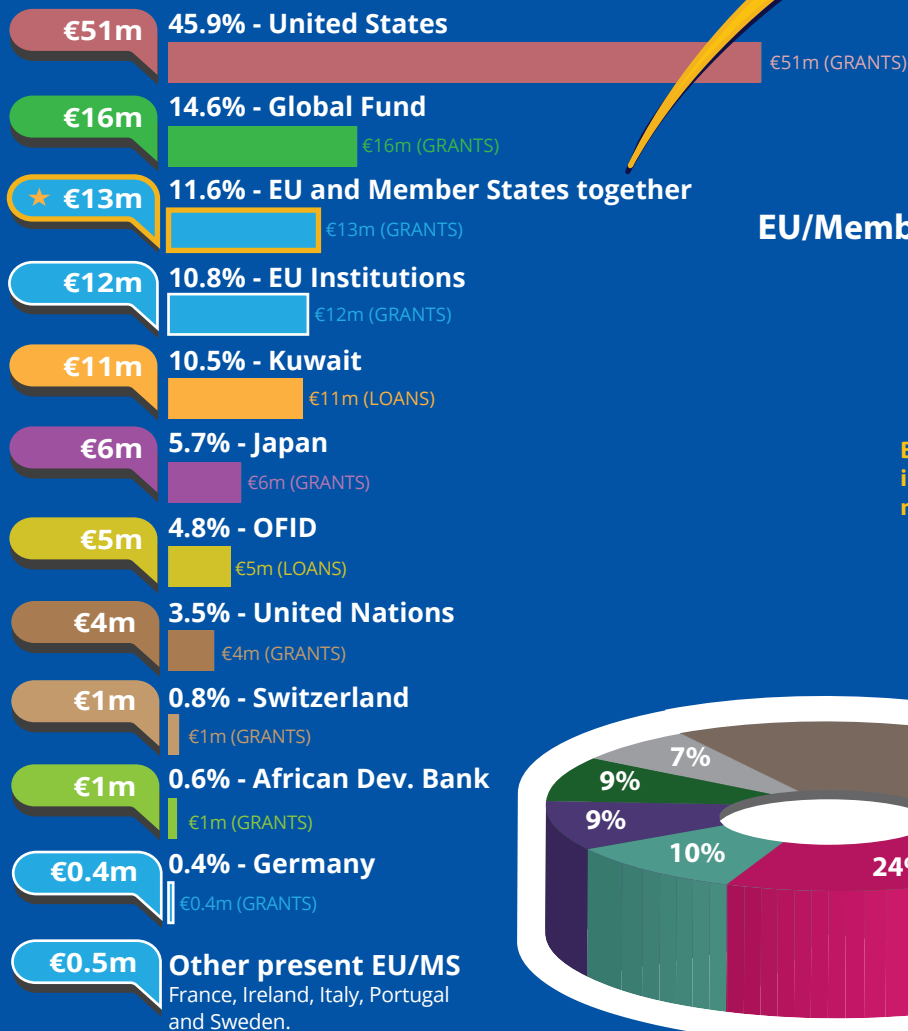
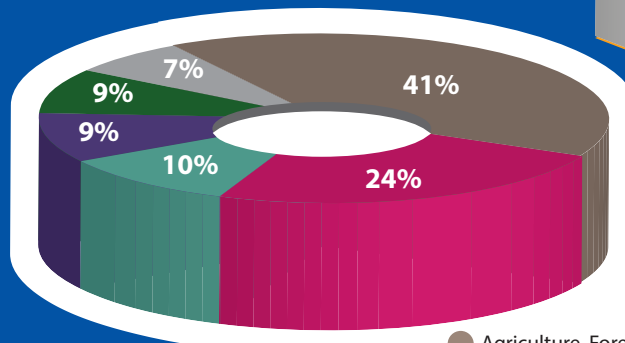
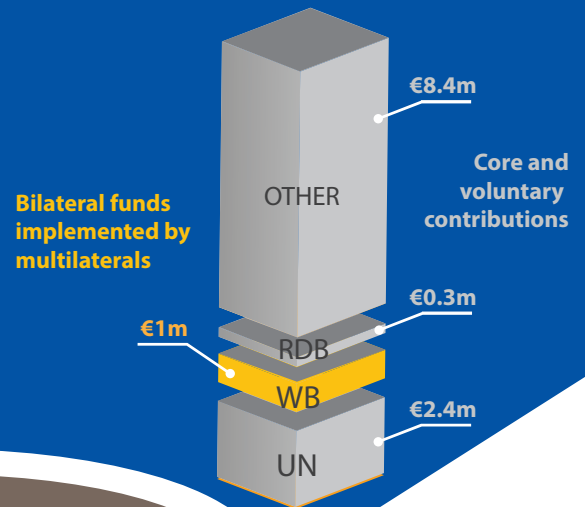




Eswatini's partners in 2018*




EU/Member States funds through multilaterals



The main sectors funded by the EU/Member States

- Agriculture, Forestry, Fishing
- Government & Civil Society
- Other Social Infrastructure & Services
- Water Supply & Sanitation
- Education
- Other

*Based on ODA disbursements
in the particular year.



EU/Member States ODA trends 2014-2018 (€)

- EU / Member States
- All other DAC providers

For more information contact:

EEAS JOINT PROGRAMMING:
joint-programming-support@eeas.europa.eu

EU AID EXPLORER:
https://euaidexplorer.ec.europa.eu

DEVCO JOINT PROGRAMMING:
devco-joint-programming-support@ec.europa.eu

NEAR JOINT PROGRAMMING
NEAR-JOINT-PROGRAMMING@ec.europa.eu

Sources:

OECD DAC CRS
IMF WEO 2018 Database

Exchange rate: \$1 = €0.8473
(OECD exchange rate for 2018)

JOINT PROGRAMMING TRACKER:

<https://europa.eu/capacity4dev/joint-programming-tracker>

Note: EU/MS refers to the EU and its Member States together.

Differences between figures for total EU/MS ODA and ODA trends are due to use of different OECD data sources (with higher level of granularity in 2018).

RDBs = Regional Development Banks.





Investing in Sustainable Development in Eswatini



GDP €4 bn ↑

GDP per capita

€3,512.9 ↑ *



Population 1.14m ↑

Poverty head count ratio at national poverty line 58.9%

Multidimensional poverty 19.2%

Human Development Index (UN)

Index 0.61 ↑

Ranking (of 189 countries) 138



Lower Middle Income Country (World Bank classification)



Trade figures (% of GDP)

Imports of goods 38.4 ↑

Exports of goods 38.8 ↓

Imports of services 5.5 ↓

Exports of services 1.5 ↓

Ease of doing business index

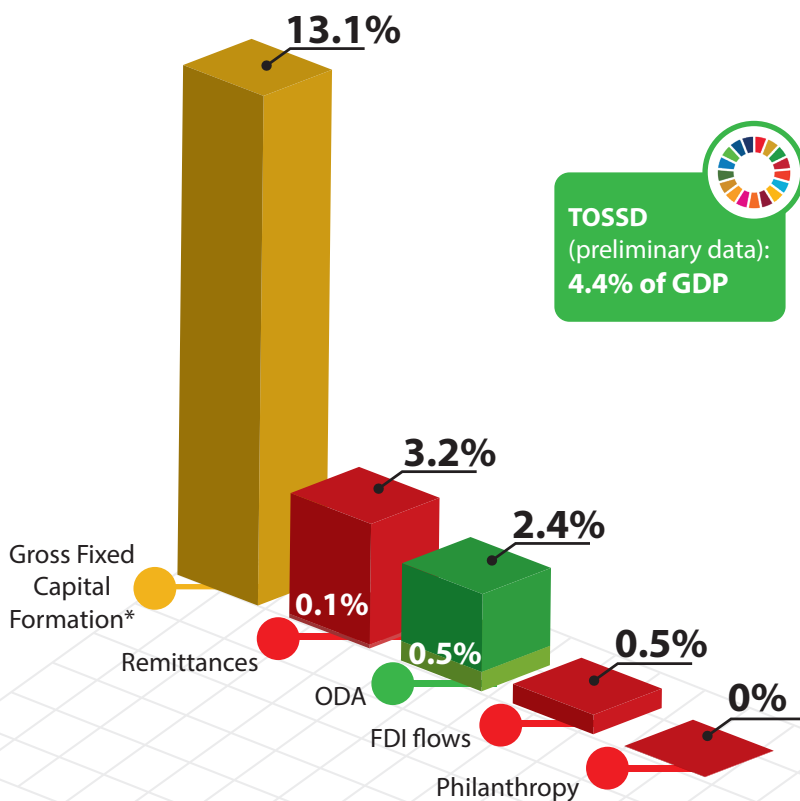
Index 59.5 ↑

Ranking (of 190 countries) 121

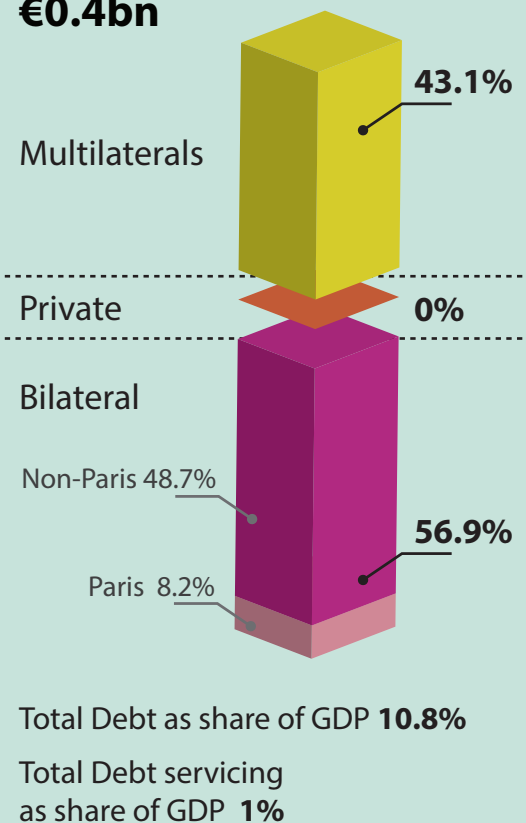


* Compared to average of previous years

Financing for Development as % share of GDP



External debt stock €0.4bn



For more information contact:

EuropeAid-FINANCING-FOR-SUSTAINABLE-DEVELOPMENT@ec.europa.eu

Exchange rate: \$1 = €0.8473
(OECD exchange rate for 2018)

Sources:

OECD DAC CRS, World Bank WDI
UNDP, EDGAR, JRC, World Bank
Remittances database, Eurostat
and IMF External Debt Statistics

Note: EU/MS refers to the EU and Member States together

For more information on TOSSD: www.tossd.org

*Measure of total investment in the domestic economy (overlap with FDI possible)

Paris refers to debts to the Paris Club of creditors (22 countries)

