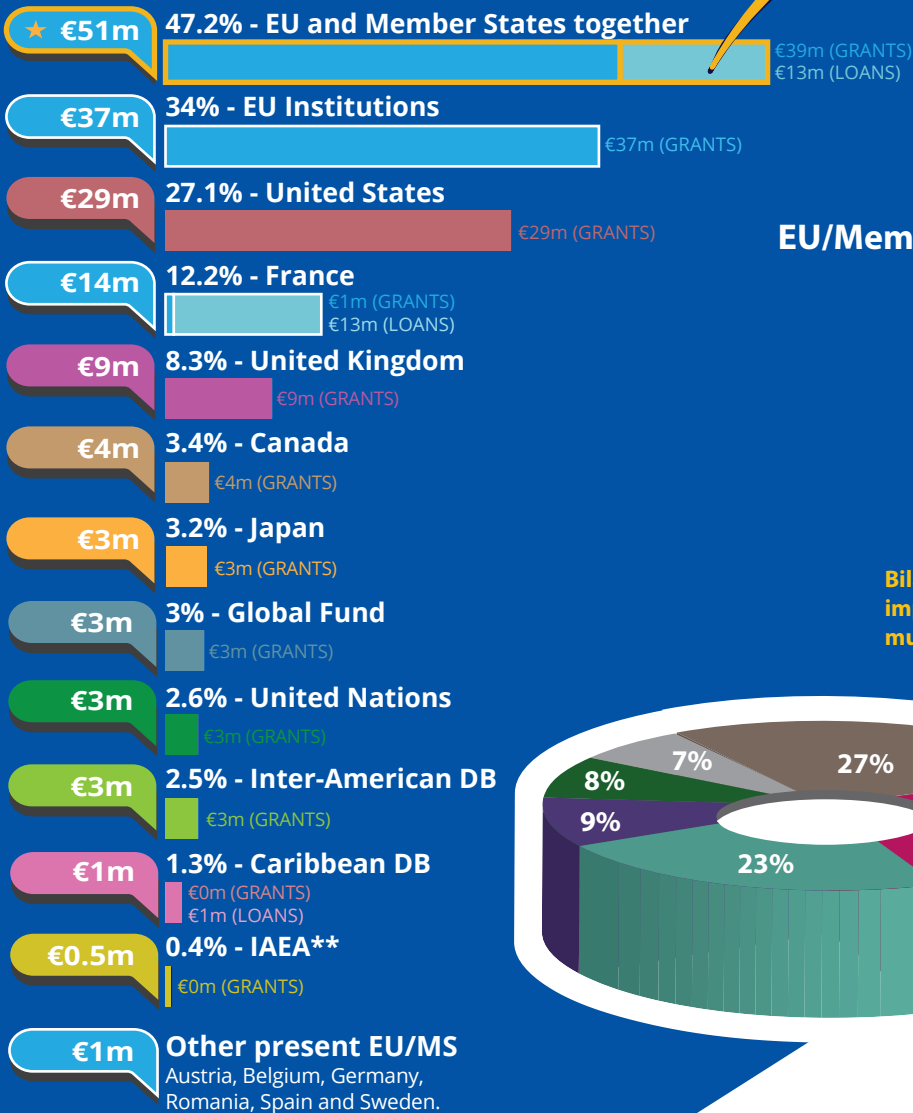




Jamaica's partners in 2018*

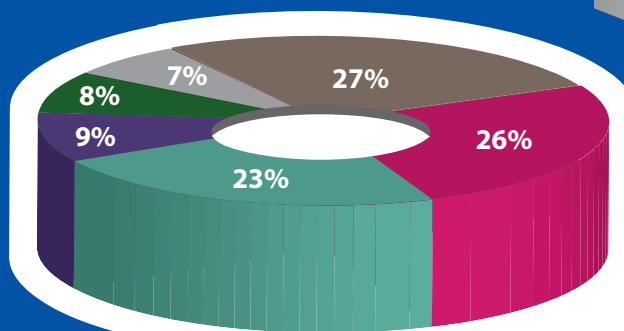
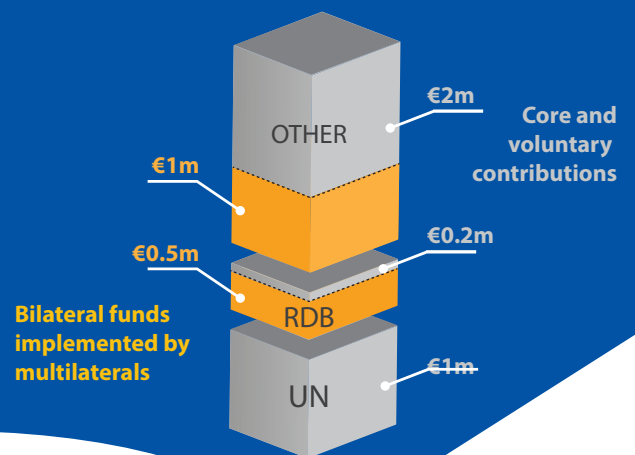


€54m
Total EU /
Member States
ODA

€51m EU/Member
States together
47.2% of global
bilateral flows

EU/MS
multilateral
core and
voluntary
contributions
€3m

EU/Member States funds through multilaterals

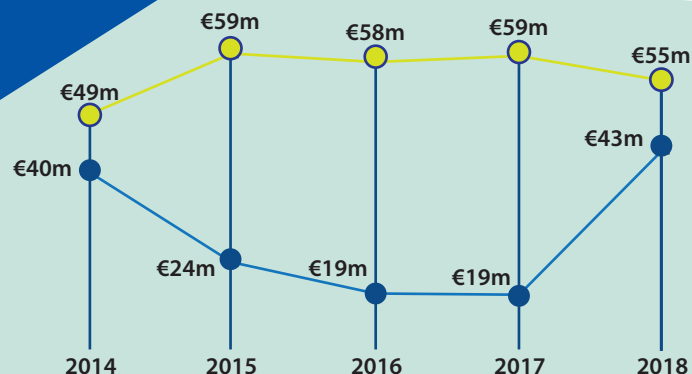


The main sectors funded by the EU/Member States

- Agriculture, Forestry, Fishing
- Government & Civil Society
- Energy
- Other Economic Infrastructure & Services
- Other Social Infrastructure & Services
- Other

*Based on ODA disbursements
in the particular year.

**International Atomic Energy Agency



EU/Member States ODA trends 2014-2018 (€)

- EU / Member States
- All other DAC providers

For more information contact:

EEAS JOINT PROGRAMMING:
joint-programming-support@eeas.europa.eu

EU AID EXPLORER:
https://euaidexplorer.ec.europa.eu

DEVCO JOINT PROGRAMMING:
devco-joint-programming-support@ec.europa.eu

NEAR JOINT PROGRAMMING
NEAR-JOINT-PROGRAMMING@ec.europa.eu

Sources:

OECD DAC CRS
IMF WEO 2018 Database

Exchange rate: \$1 = €0.8473
(OECD exchange rate for 2018)

JOINT PROGRAMMING TRACKER:

<https://europa.eu/capacity4dev/joint-programming-tracker>

Note: EU/MS refers to the EU and its Member States together.

Differences between figures for total EU/MS ODA and ODA trends are due to use of different OECD data sources (with higher level of granularity in 2018).

RDBs = Regional Development Banks.





Investing in Sustainable Development in Jamaica



GDP €13.3 bn ↑

GDP per capita €4,536.6 ↑*
Fiscal position 0.5% ↑

Population 2.93m ↑

Multidimensional poverty 4.7%

Human Development Index (UN)

Index 0.73 ↑
Ranking (of 189 countries) 96

Upper Middle Income Country (*World Bank classification*)

Trade figures (% of GDP)

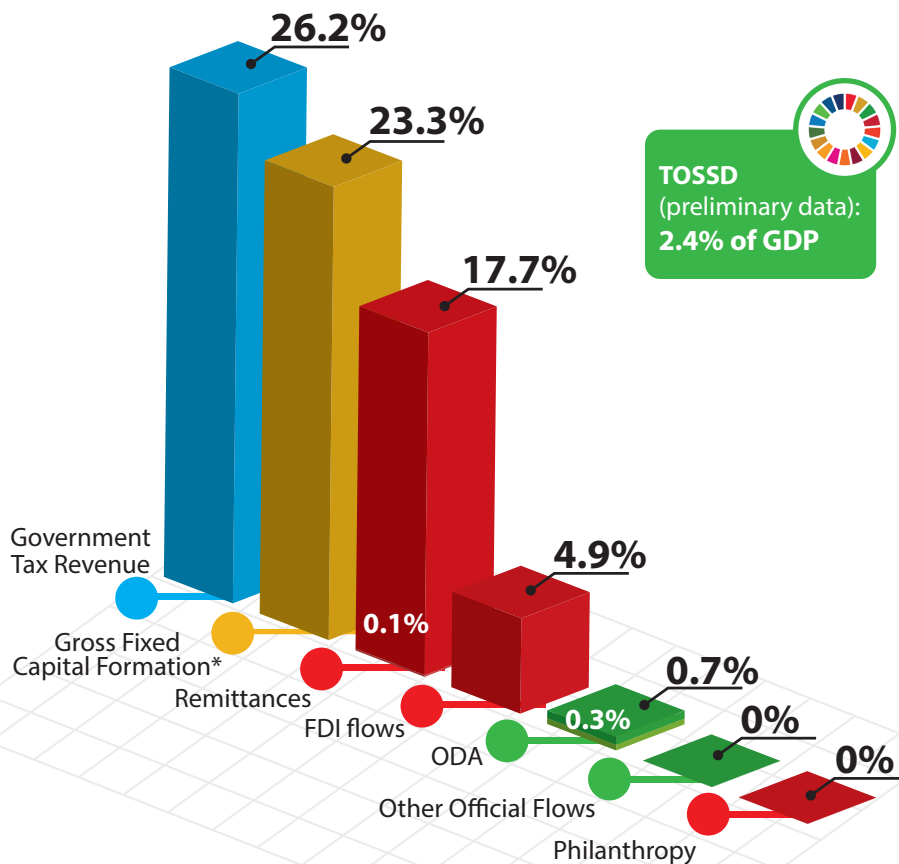
Imports of goods 34.6 ↑
Exports of goods 12.6 ↑
Imports of services 16 ↑
Exports of services 24.4 ↑

Ease of doing business index

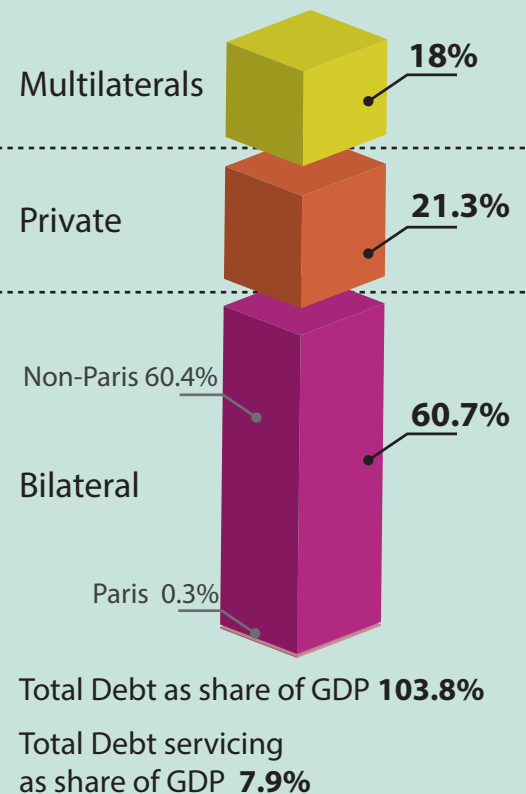
Index 69.7 ↑
Ranking (of 190 countries) 71

* Compared to average of previous years

Financing for Development as % share of GDP



External debt stock €13.8bn



Public domestic Private domestic
Public international Private international EU/MS shares

For more information contact:

EuropeAid-FINANCING-FOR-SUSTAINABLE-DEVELOPMENT@ec.europa.eu

Exchange rate: \$1 = €0.8473
(OECD exchange rate for 2018)

Sources:

OECD DAC CRS, World Bank WDI
UNDP, EDGAR, JRC, World Bank
Remittances database, Eurostat
and IMF External Debt Statistics

Note: EU/MS refers to the EU and Member States together

For more information on TOSSD: www.tossd.org

*Measure of total investment in the domestic economy (overlap with FDI possible)

Paris refers to debts to the Paris Club of creditors (22 countries)

