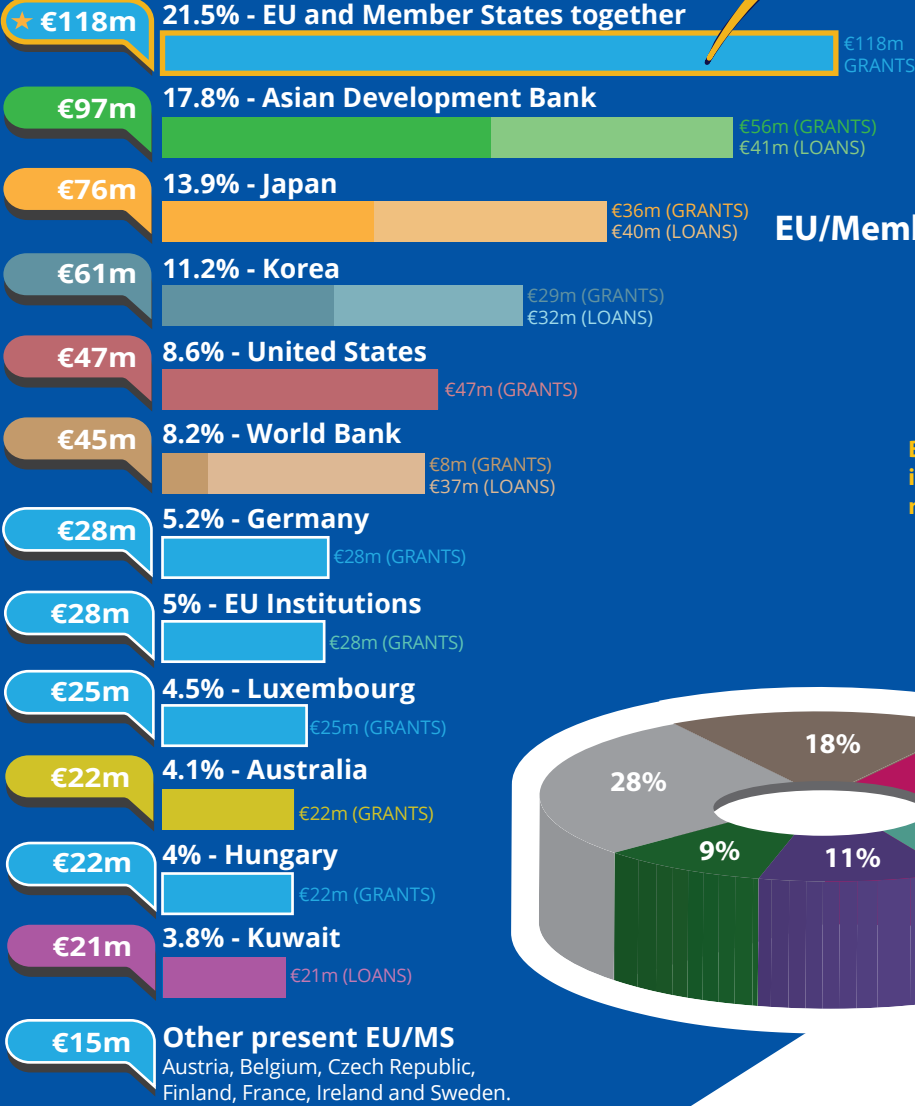




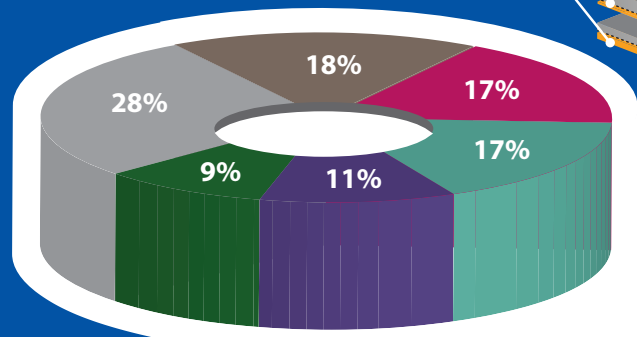
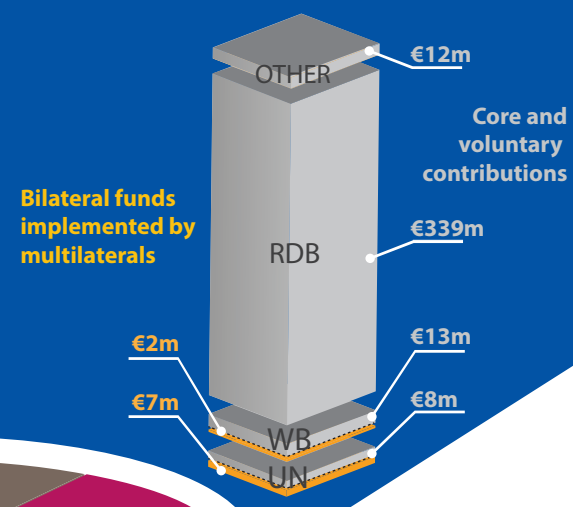
Lao PDR's partners in 2018*



€490m
Total EU / Member States ODA

EU/MS multilateral core and voluntary contributions **€372m**

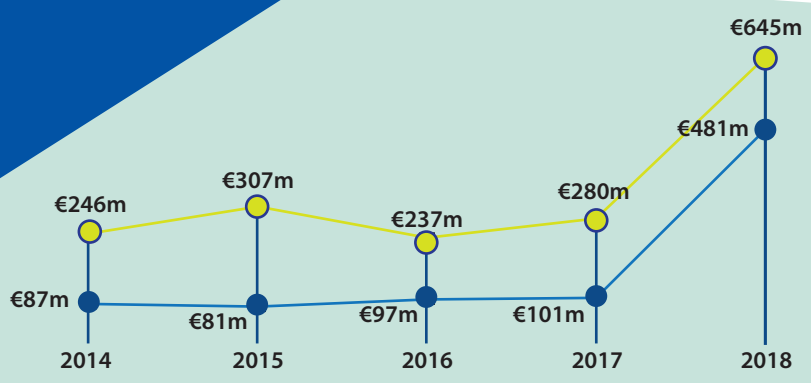
EU/Member States funds through multilaterals



The main sectors funded by the EU/Member States

- Education
- Health
- Multi-Sector / Cross-Cutting
- Government & Civil Society
- Agriculture, Forestry, Fishing
- Other

*Based on ODA disbursements in the particular year.



EU/Member States ODA trends 2014-2018 (€)

- EU / Member States
- All other DAC providers

For more information contact:

EEAS JOINT PROGRAMMING: joint-programming-support@eeas.europa.eu
DEVCO JOINT PROGRAMMING: devco-joint-programming-support@ec.europa.eu

EU AID EXPLORER: https://euaidexplorer.ec.europa.eu
NEAR JOINT PROGRAMMING: NEAR-JOINT-PROGRAMMING@ec.europa.eu

Sources:

OECD DAC CRS
IMF WEO 2018 Database
Exchange rate: \$1 = €0.8473 (OECD exchange rate for 2018)

JOINT PROGRAMMING TRACKER:

https://europa.eu/capacity4dev/joint-programming-tracker
Note: EU/MS refers to the EU and its Member States together.
Differences between figures for total EU/MS ODA and ODA trends are due to use of different OECD data sources (with higher level of granularity in 2018).
RDBs = Regional Development Banks.





Investing in Sustainable Development in Lao PDR



GDP €15.2 bn ↑

GDP per capita €2,154.2 ↑*



Lower Middle Income Country (*World Bank classification*)

Least Developed Country (*UN classification*)



Population 7.06m ↑

Multidimensional poverty 23.1%

Human Development Index (UN)
Index 0.60 ↑
Ranking (of 189 countries) 140



Trade figures (% of GDP)

Imports of goods 34.3 ↑
Exports of goods 29.5 ↑
Imports of services 6.4 ↓
Exports of services 5.1 ↓

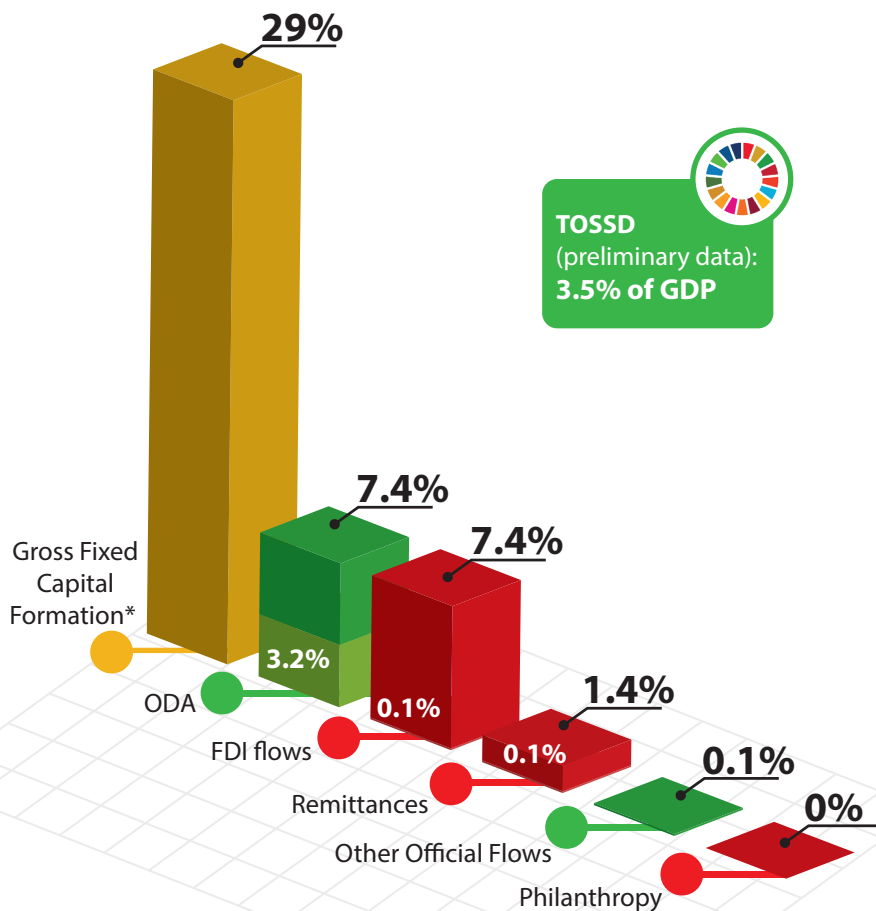
Ease of doing business index

Index 50.8 ↑
Ranking (of 190 countries) 154

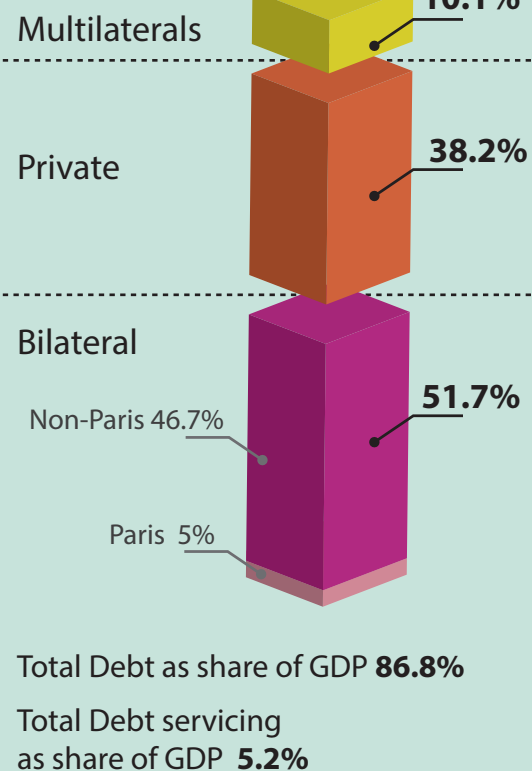


* Compared to average of previous years

Financing for Development as % share of GDP



External debt stock €13.2bn



Public domestic Private domestic
Public international Private international EU/MS shares

For more information contact:

EuropeAid-FINANCING-FOR-SUSTAINABLE-DEVELOPMENT@ec.europa.eu

Exchange rate: \$1 = €0.8473
(OECD exchange rate for 2018)

Sources:

OECD DAC CRS, World Bank WDI
UNDP, EDGAR, JRC, World Bank
Remittances database, Eurostat
and IMF External Debt Statistics

Note: EU/MS refers to the EU and Member States together

For more information on TOSSD: www.tossd.org

*Measure of total investment in the domestic economy (overlap with FDI possible)

Paris refers to debts to the Paris Club of creditors (22 countries)

