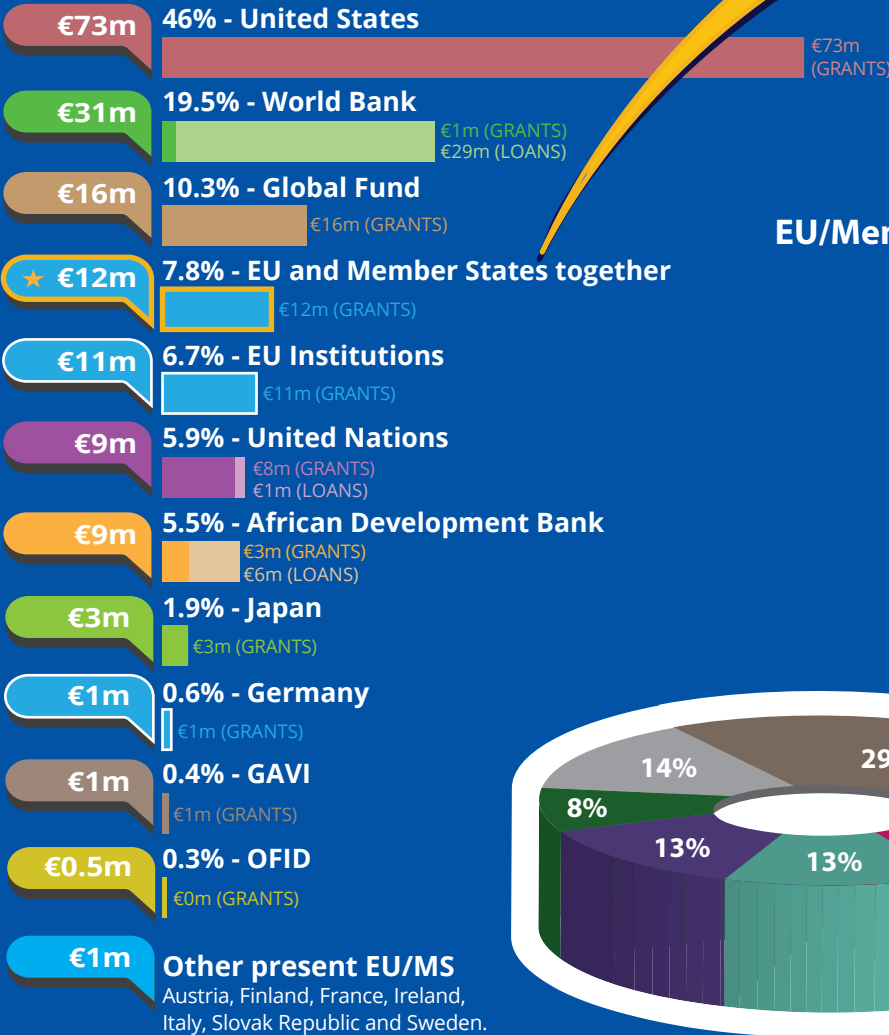




## Lesotho's partners in 2018\*

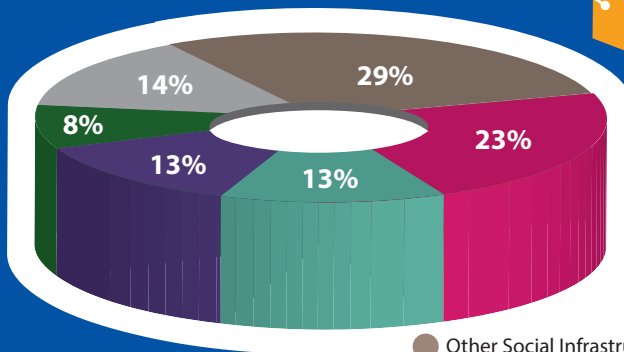
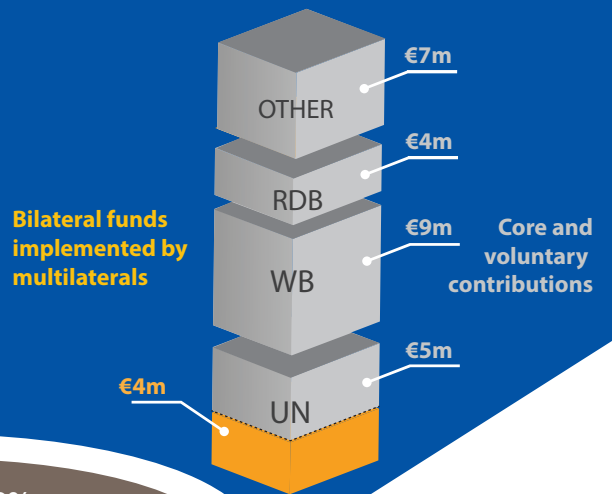


**€37m**  
Total EU / Member States ODA

EU/Member States together: €12m (7.8% of global bilateral flows)

EU/MS multilateral core and voluntary contributions: €25m

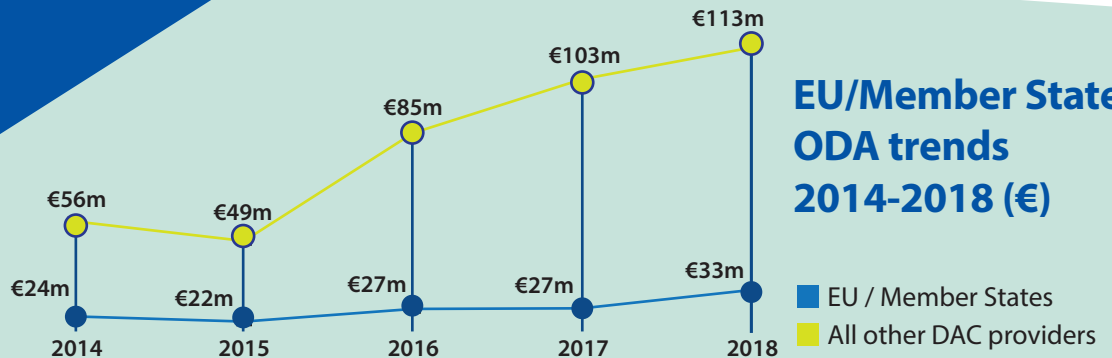
### EU/Member States funds through multilaterals



### The main sectors funded by the EU/Member States

- Other Social Infrastructure & Services
- General Budget Support and Food Aid
- Government & Civil Society
- Emergency Response
- Energy
- Other

\*Based on ODA disbursements in the particular year.



### EU/Member States ODA trends 2014-2018 (€)

#### For more information contact:

EEAS JOINT PROGRAMMING:  
joint-programming-support@eeas.europa.eu

EU AID EXPLORER:  
https://euaidexplorer.ec.europa.eu

DEVCO JOINT PROGRAMMING:  
devco-joint-programming-support@ec.europa.eu

NEAR JOINT PROGRAMMING  
NEAR-JOINT-PROGRAMMING@ec.europa.eu

#### Sources:

OECD DAC CRS  
IMF WEO 2018 Database

Exchange rate: \$1 = €0.8473  
(OECD exchange rate for 2018)

#### JOINT PROGRAMMING TRACKER:

<https://europa.eu/capacity4dev/joint-programming-tracker>

Note: EU/MS refers to the EU and its Member States together.

Differences between figures for total EU/MS ODA and ODA trends are due to use of different OECD data sources (with higher level of granularity in 2018).

RDBs = Regional Development Banks.





# Investing in Sustainable Development in Lesotho



## GDP €2.3 bn ↑

GDP per capita €1,100.8 ↑\*  
Fiscal position -1.8% ↑



Lower Middle Income Country (*World Bank classification*)  
Least Developed Country (*UN classification*)



## Population 2.11m ↑

Poverty head count ratio at national poverty line 49.7%  
Multidimensional poverty 33.6%



## Human Development Index (UN)

Index 0.52 ↑  
Ranking (of 189 countries) 164

## Trade figures (% of GDP)

Imports of goods 70.5 ↓  
Exports of goods 44.6 ↑  
Imports of services 17.7 ↑  
Exports of services 1.2 ↓

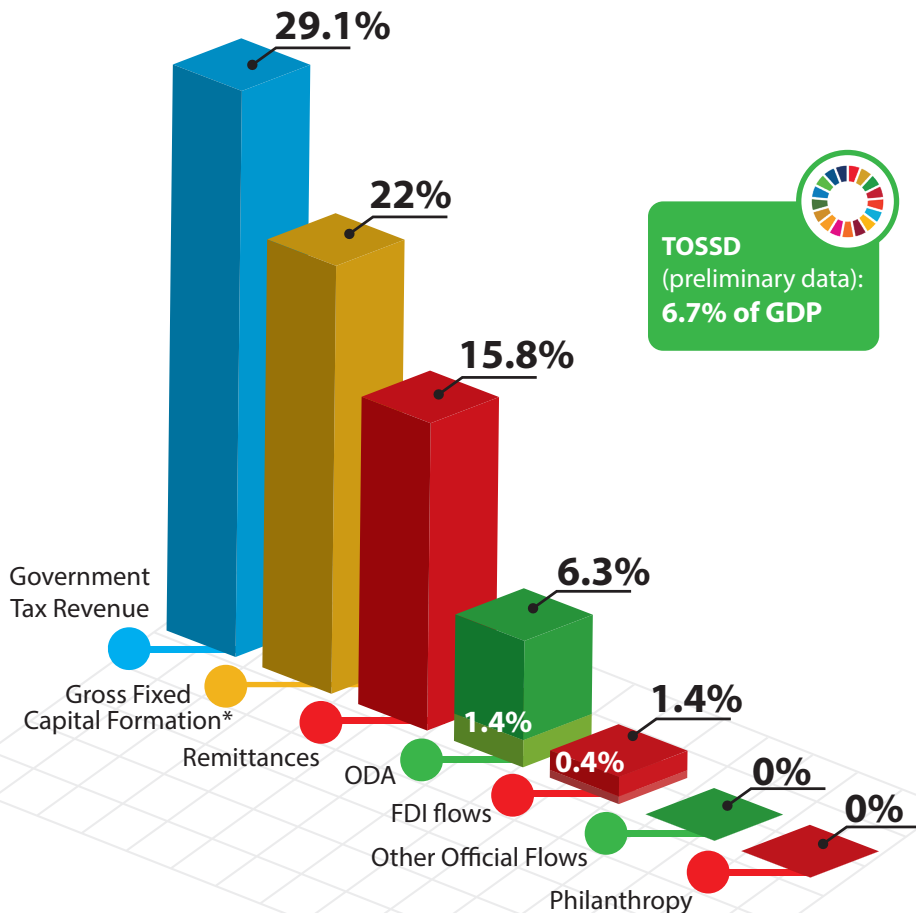
## Ease of doing business index

Index 59.4 ↑  
Ranking (of 190 countries) 122



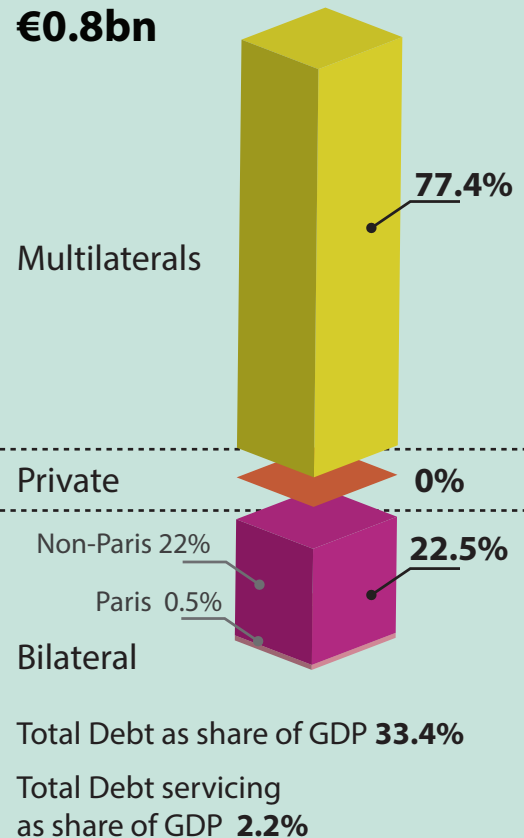
\* Compared to average of previous years

## Financing for Development as % share of GDP



## External debt stock

€0.8bn



### For more information contact:

EuropeAid-FINANCING-FOR-SUSTAINABLE-DEVELOPMENT@ec.europa.eu

Exchange rate: \$1 = €0.8473  
(OECD exchange rate for 2018)

### Sources:

OECD DAC CRS, World Bank WDI  
UNDP, EDGAR, JRC, World Bank  
Remittances database, Eurostat  
and IMF External Debt Statistics

Note: EU/MS refers to the EU and Member States together

For more information on TOSSD: [www.tossd.org](http://www.tossd.org)

\*Measure of total investment in the domestic economy (overlap with FDI possible)

Paris refers to debts to the Paris Club of creditors (22 countries)

