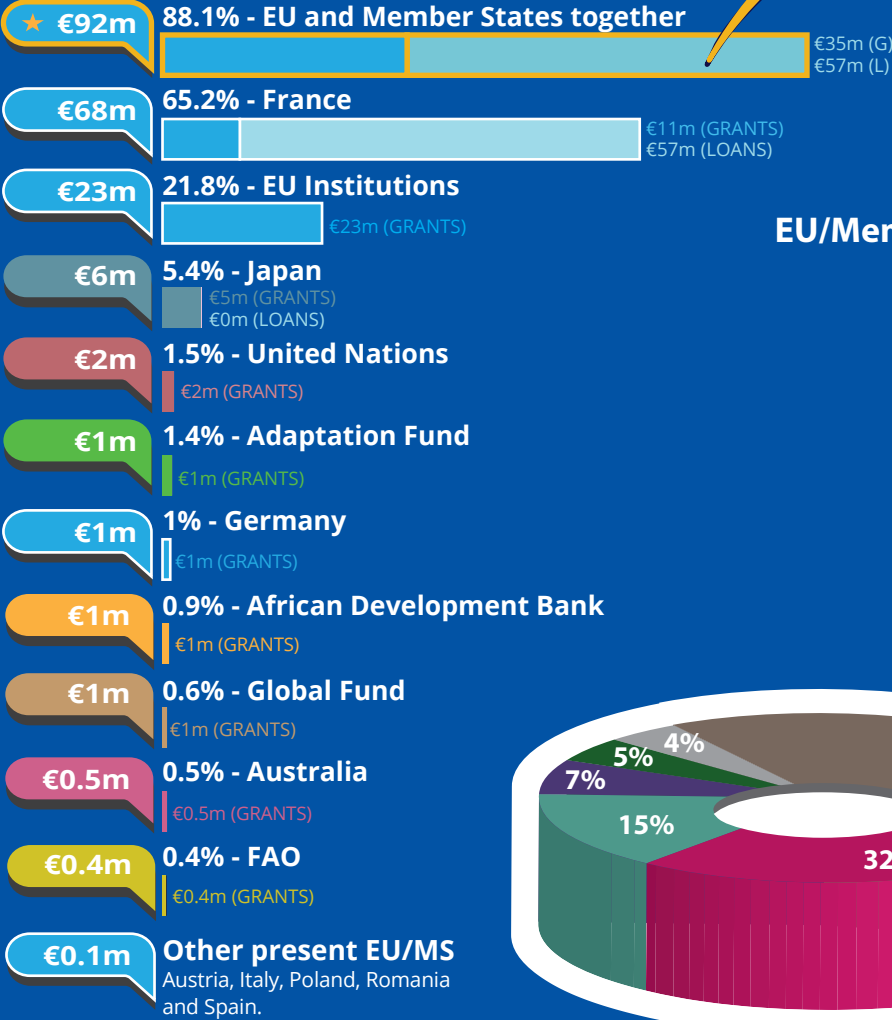




Mauritius's partners in 2018*

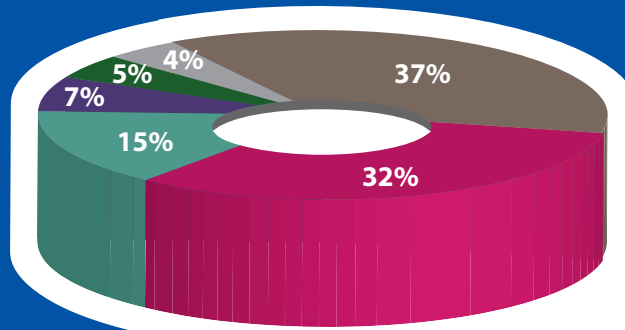
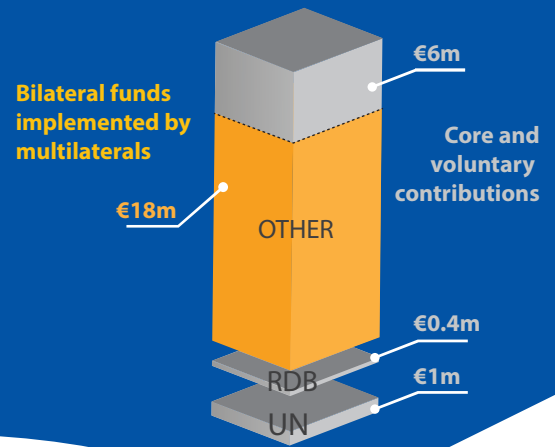


€99m
Total EU / Member States ODA

€92m EU/Member States together
88.1% of global bilateral flows

EU/MS multilateral core and voluntary contributions
€7m

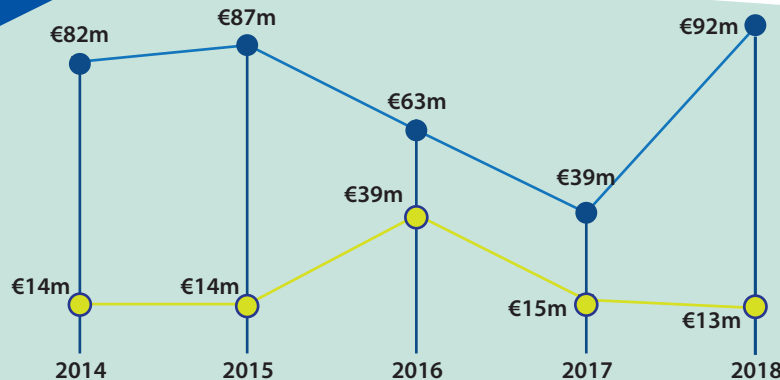
EU/Member States funds through multilaterals



The main sectors funded by the EU/Member States

- Industry, Mining & Construction
- Sectors not specified
- Government & Civil Society
- Education
- Transport & Storage
- Other

*Based on ODA disbursements in the particular year.



EU/Member States ODA trends 2014-2018 (€)

- EU / Member States
- All other DAC providers

For more information contact:

EEAS JOINT PROGRAMMING:
joint-programming-support@eeas.europa.eu

EU AID EXPLORER:
https://euaidexplorer.ec.europa.eu

DEVCO JOINT PROGRAMMING:
devco-joint-programming-support@ec.europa.eu

NEAR JOINT PROGRAMMING
NEAR-JOINT-PROGRAMMING@ec.europa.eu

Sources:

OECD DAC CRS
IMF WEO 2018 Database

Exchange rate: \$1 = €0.8473
(OECD exchange rate for 2018)

JOINT PROGRAMMING TRACKER:

<https://europa.eu/capacity4dev/joint-programming-tracker>

Note: EU/MS refers to the EU and its Member States together.

Differences between figures for total EU/MS ODA and ODA trends are due to use of different OECD data sources (with higher level of granularity in 2018).

RDBs = Regional Development Banks.





Investing in Sustainable Development in Mauritius



GDP €12 bn ↑

GDP per capita €9,522.5 ↑*
Fiscal position -1.9% ↑



Upper Middle Income Country (*World Bank classification*)



Population 1.27m ↑

Human Development Index (UN)
Index 0.80 ↑
Ranking (of 189 countries) 66



Trade figures (% of GDP)

Imports of goods 37.9 ↓
Exports of goods 16.7 ↓
Imports of services 15.4 ↓
Exports of services 22.4 ↓

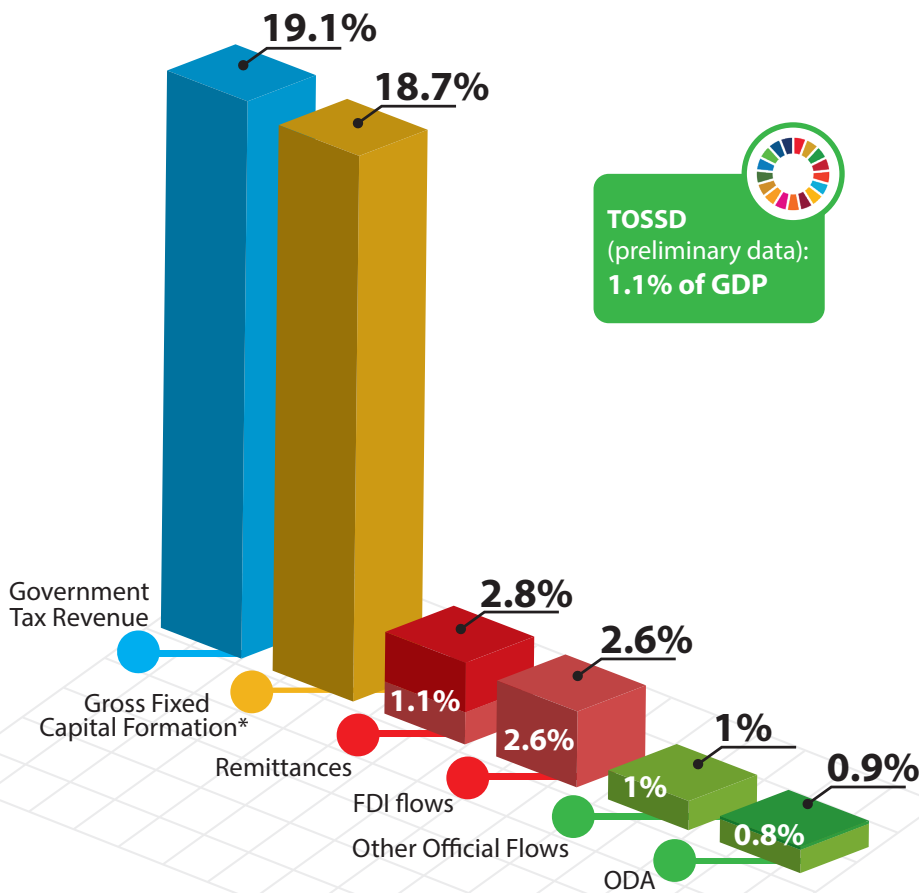
Ease of doing business index

Index 81.5 ↑
Ranking (of 190 countries) 13



* Compared to average of previous years

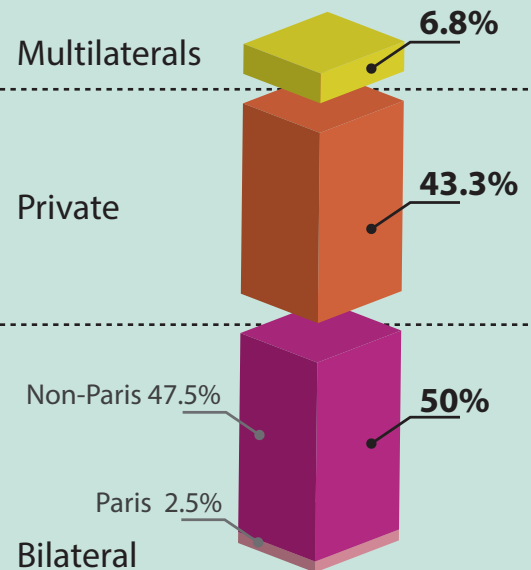
Financing for Development as % share of GDP



TOSSD
(preliminary data):
1.1% of GDP



External debt stock €9.5bn



Total Debt as share of GDP **78.8%**

Total Debt servicing as share of GDP **22.6%**



For more information contact:

EuropeAid-FINANCING-FOR-SUSTAINABLE-DEVELOPMENT@ec.europa.eu

Exchange rate: \$1 = €0.8473
(OECD exchange rate for 2018)

Sources:

OECD DAC CRS, World Bank WDI
UNDP, EDGAR, JRC, World Bank
Remittances database, Eurostat
and IMF External Debt Statistics

Note: EU/MS refers to the EU and Member States together

For more information on TOSSD: www.tossd.org

*Measure of total investment in the domestic economy (overlap with FDI possible)

Paris refers to debts to the Paris Club of creditors (22 countries)

