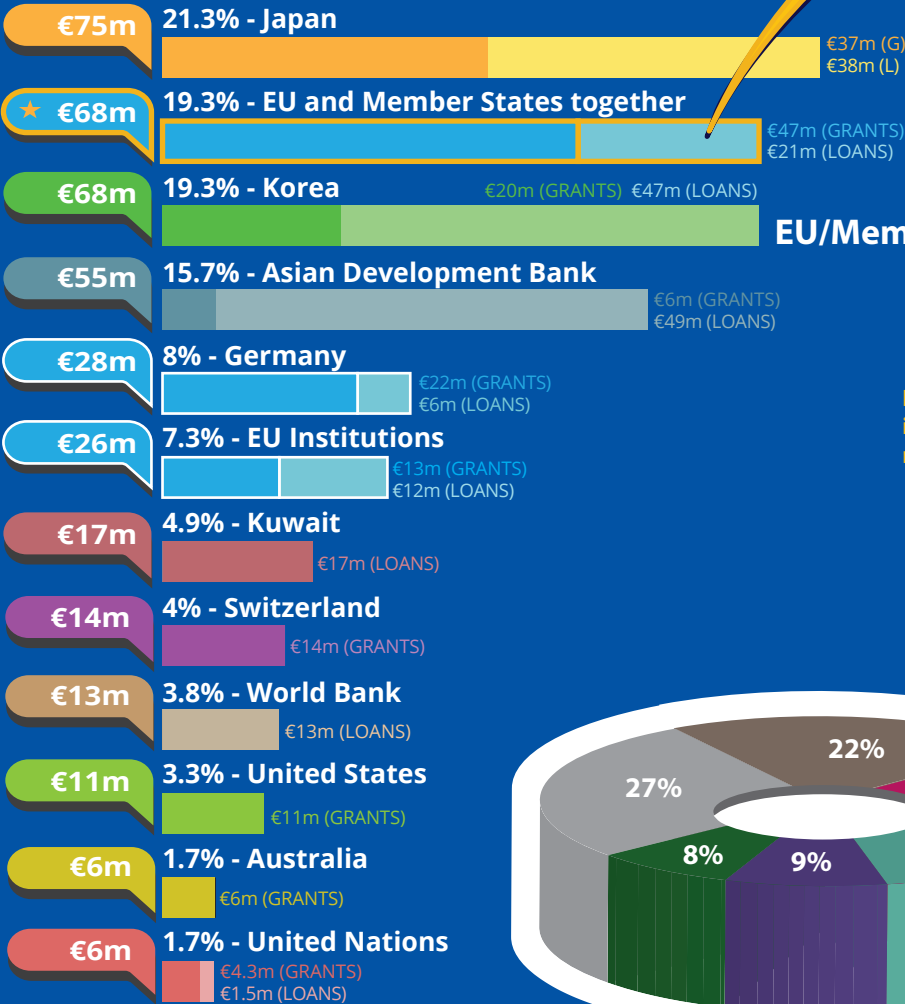




Mongolia's partners in 2018*

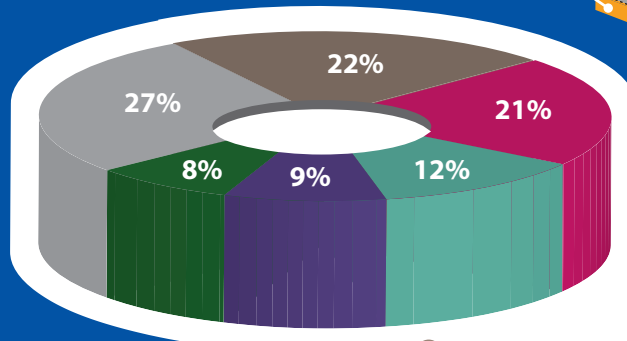
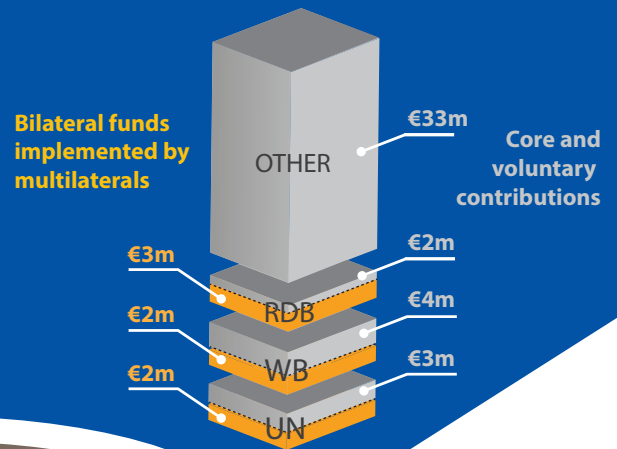


€110m
Total EU / Member States ODA

EU/Member States together: €68m (19.3% of global bilateral flows)

EU/MS multilateral core and voluntary contributions: €42m

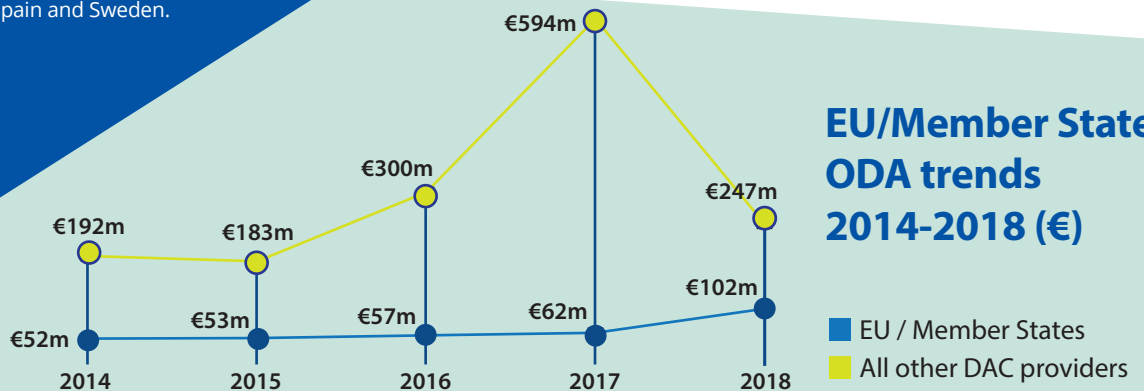
EU/Member States funds through multilaterals



The main sectors funded by the EU/Member States

€14m Other present EU/MS
Austria, Belgium, Bulgaria, Czech Republic, Finland, France, Hungary, Italy, Lithuania, Luxembourg, Poland, Romania, Slovak Republic, Spain and Sweden.

*Based on ODA disbursements in the particular year.



EU/Member States ODA trends 2014-2018 (€)

For more information contact:

EEAS JOINT PROGRAMMING:
joint-programming-support@eeas.europa.eu

EU AID EXPLORER:
https://euaidexplorer.ec.europa.eu

DEVCO JOINT PROGRAMMING:
devco-joint-programming-support@ec.europa.eu

NEAR JOINT PROGRAMMING
NEAR-JOINT-PROGRAMMING@ec.europa.eu

Sources:

OECD DAC CRS
IMF WEO 2018 Database

Exchange rate: \$1 = €0.8473
(OECD exchange rate for 2018)

JOINT PROGRAMMING TRACKER:

<https://europa.eu/capacity4dev/joint-programming-tracker>

Note: EU/MS refers to the EU and its Member States together.

Differences between figures for total EU/MS ODA and ODA trends are due to use of different OECD data sources (with higher level of granularity in 2018). RDBs = Regional Development Banks.





Investing in Sustainable Development in Mongolia



GDP €11.1 bn ↑

GDP per capita €3,492.3 ↑*
Fiscal position -2.7% ↑



Lower Middle Income Country (*World Bank classification*)



Population 3.17m ↑

Poverty head count ratio at national poverty line 28.4% ↑
Multidimensional poverty 10.2% ↑
GINI index 32.3 ↑



Human Development Index (UN)

Index 0.73 ↑
Ranking (of 189 countries) 92

Trade figures (% of GDP)

Imports of goods 44.9 ↑
Exports of goods 50.2 ↑
Imports of services 19.9 ↑
Exports of services 8.9 ↑

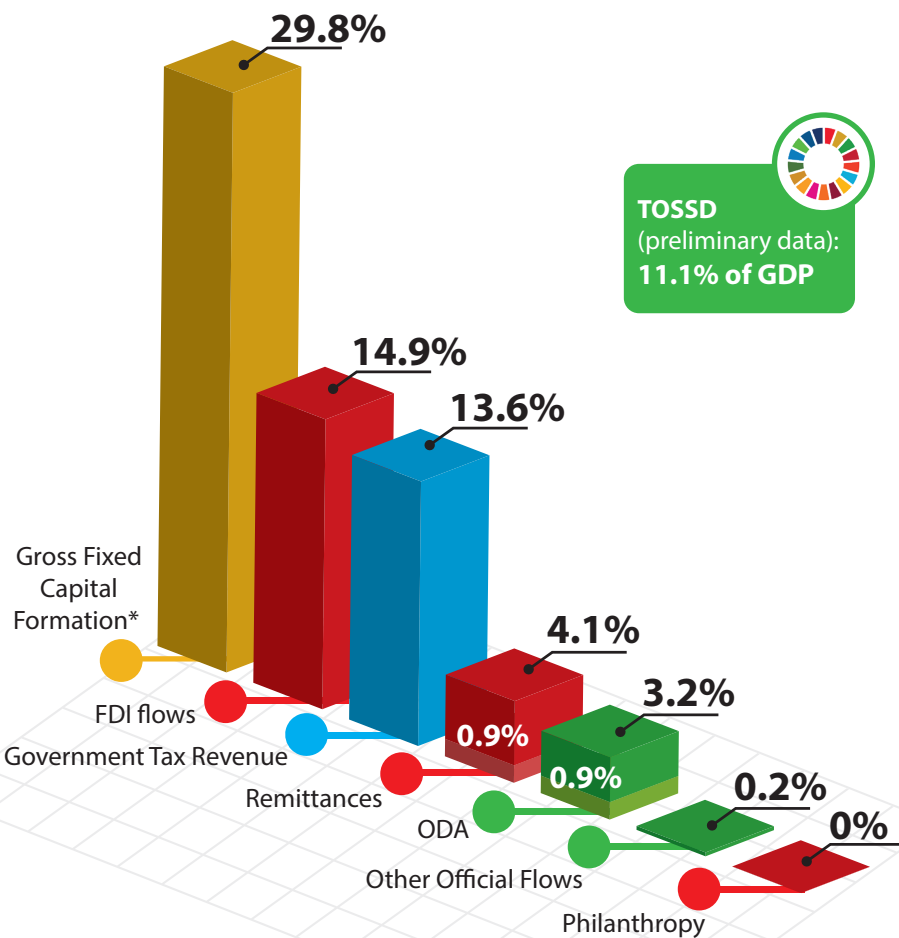
Ease of doing business index

Index 67.8 ↑
Ranking (of 190 countries) 81



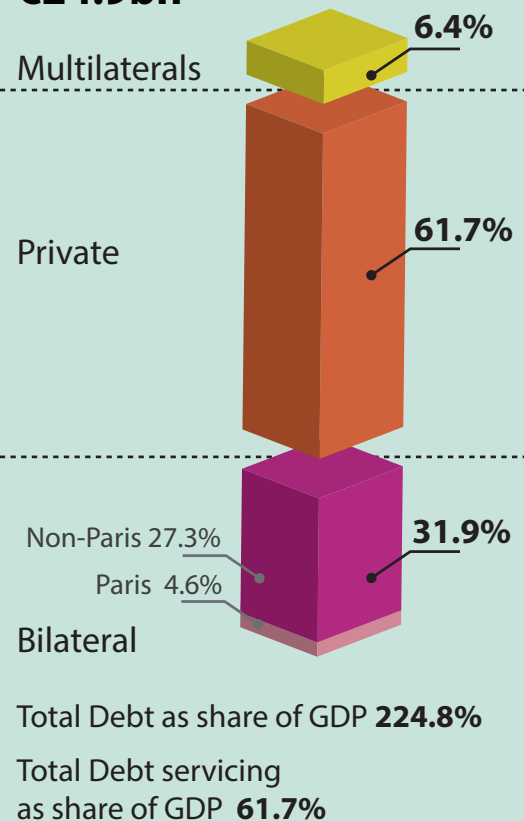
* Compared to average of previous years

Financing for Development as % share of GDP



External debt stock

€24.9bn



Public domestic Private domestic
Public international Private international EU/MS shares

For more information contact:

EuropeAid-FINANCING-FOR-SUSTAINABLE-DEVELOPMENT@ec.europa.eu

Exchange rate: \$1 = €0.8473
(OECD exchange rate for 2018)

Sources:

OECD DAC CRS, World Bank WDI
UNDP, EDGAR, JRC, World Bank
Remittances database, Eurostat
and IMF External Debt Statistics

Note: EU/MS refers to the EU and Member States together

For more information on TOSSD: www.tossd.org

*Measure of total investment in the domestic economy (overlap with FDI possible)

Paris refers to debts to the Paris Club of creditors (22 countries)

