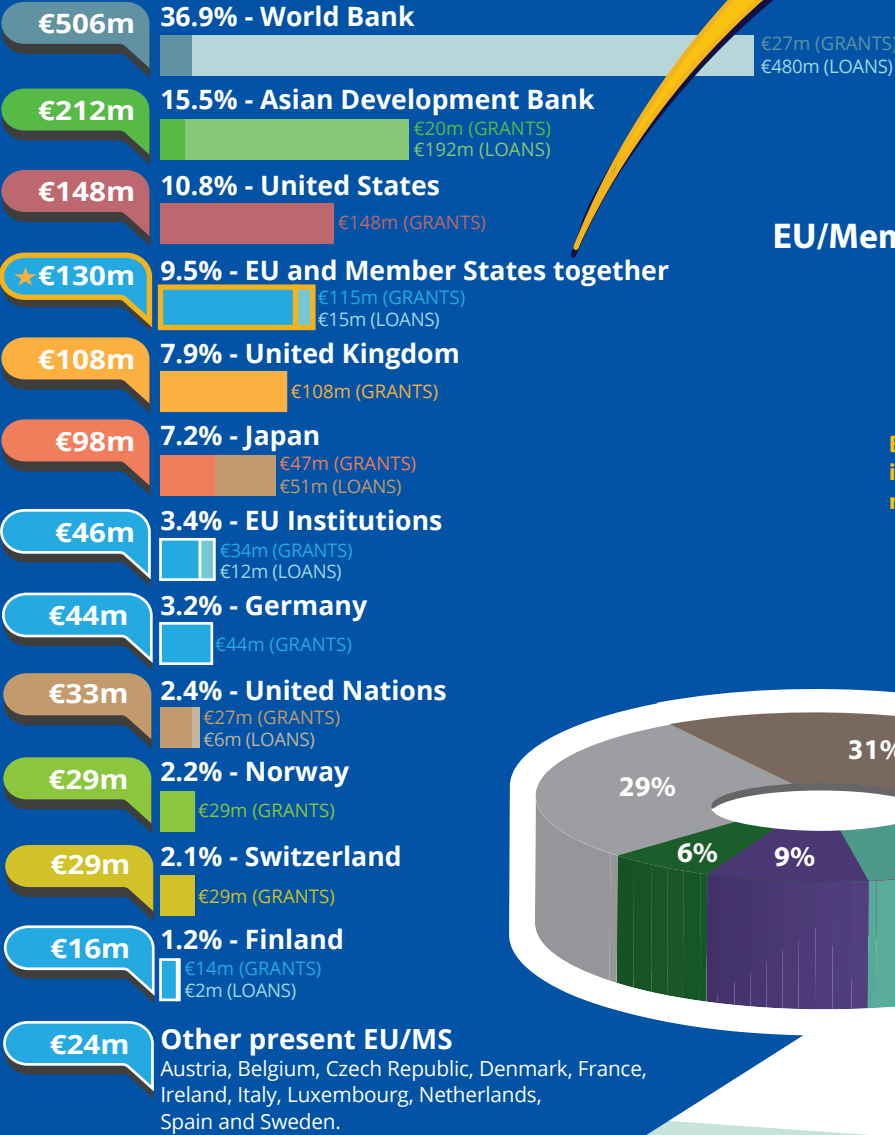




Nepal's partners in 2018*

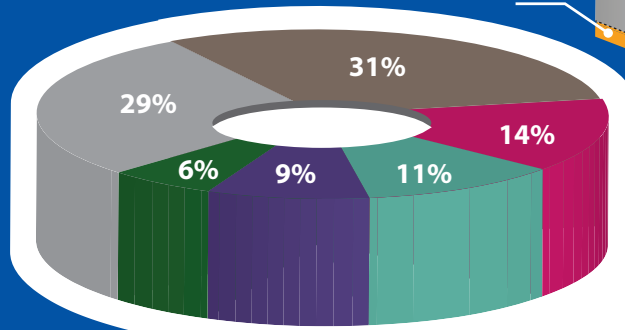
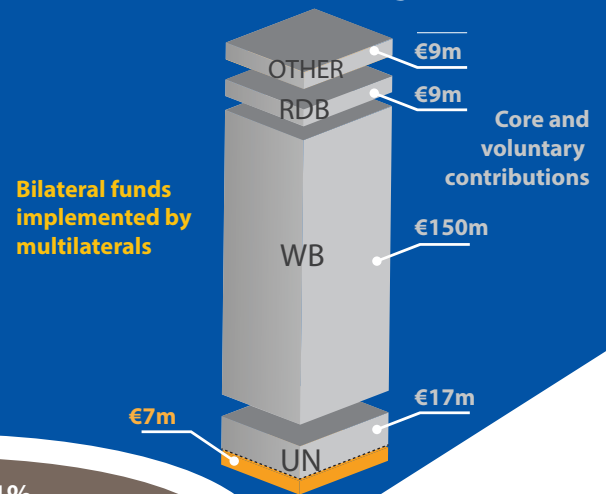


€315m
Total EU / Member States ODA

€130m EU/Member States together
9.5% of global bilateral flows

EU/MS multilateral core and voluntary contributions
€185m

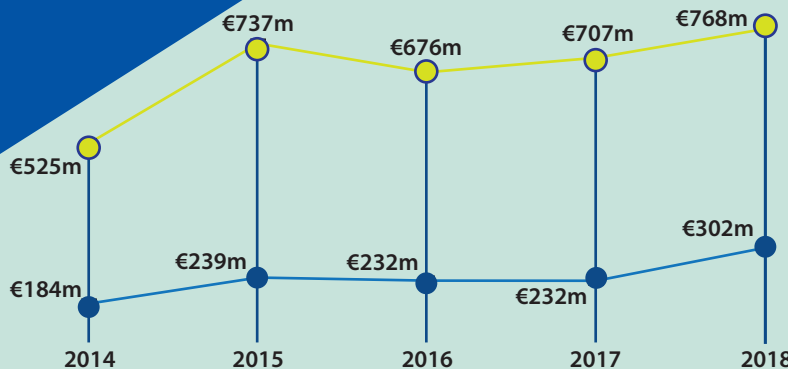
EU/Member States funds through multilaterals



The main sectors funded by the EU/Member States

- Education
- Health
- Energy
- Government & Civil Society
- Agriculture, Forestry, Fishing
- Other

*Based on ODA disbursements in the particular year.



EU/Member States ODA trends 2014-2018 (€)

■ EU / Member States
■ All other DAC providers

For more information contact:

EEAS JOINT PROGRAMMING:
joint-programming-support@eeas.europa.eu

EU AID EXPLORER:
https://euaidexplorer.ec.europa.eu

DEVCO JOINT PROGRAMMING:
devco-joint-programming-support@ec.europa.eu

NEAR JOINT PROGRAMMING
NEAR-JOINT-PROGRAMMING@ec.europa.eu

Sources:

OECD DAC CRS
IMF WEO 2018 Database

Exchange rate: \$1 = €0.8473
(OECD exchange rate for 2018)

JOINT PROGRAMMING TRACKER:

<https://europa.eu/capacity4dev/joint-programming-tracker>

Note: EU/MS refers to the EU and its Member States together.

Differences between figures for total EU/MS ODA and ODA trends are due to use of different OECD data sources (with higher level of granularity in 2018).

RDBs = Regional Development Banks.





Investing in Sustainable Development in Nepal



GDP €24.6 bn ↑

GDP per capita €876 ↑*
Fiscal position -3.1% ↓



Low Income Country (*World Bank classification*)

Least Developed Country (*UN classification*)



Population 28.09m ↑

Multidimensional poverty 34%

Human Development Index (UN)
Index 0.58 ↑
Ranking (of 189 countries) 147



Trade figures (% of GDP)

Imports of goods 44.2 ↑
Exports of goods 3.2 ↓
Imports of services 6.2 ↑
Exports of services 6 ↓

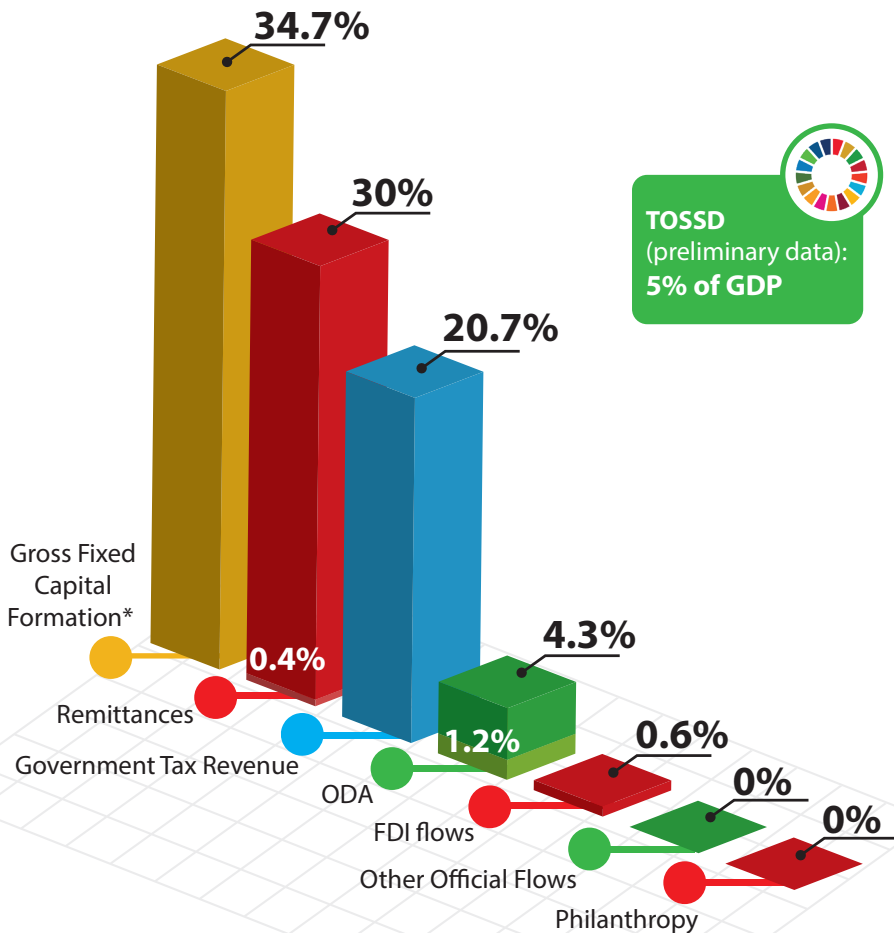
Ease of doing business index

Index 63.2 ↑
Ranking (of 190 countries) 94



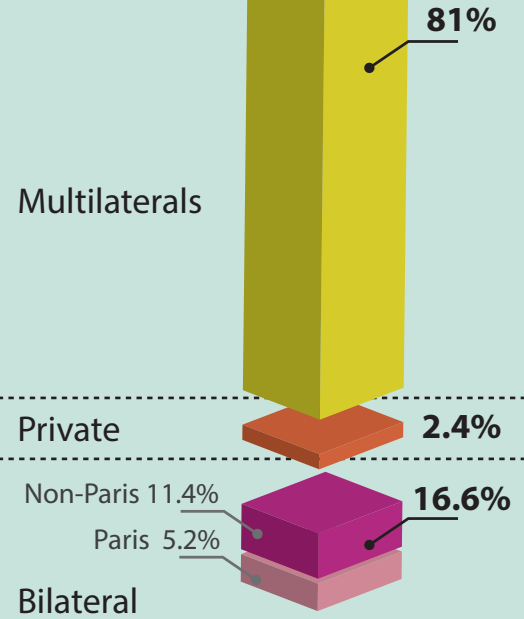
* Compared to average of previous years

Financing for Development as % share of GDP



External debt stock

€4.6bn



Total Debt as share of GDP **18.9%**

Total Debt servicing as share of GDP **0.8%**



For more information contact:

EuropeAid-FINANCING-FOR-SUSTAINABLE-DEVELOPMENT@ec.europa.eu

Exchange rate: \$1 = €0.8473
(OECD exchange rate for 2018)

Sources:

OECD DAC CRS, World Bank WDI
UNDP, EDGAR, JRC, World Bank
Remittances database, Eurostat
and IMF External Debt Statistics

Note: EU/MS refers to the EU and Member States together

For more information on TOSSD: www.tossd.org

*Measure of total investment in the domestic economy (overlap with FDI possible)

Paris refers to debts to the Paris Club of creditors (22 countries)

