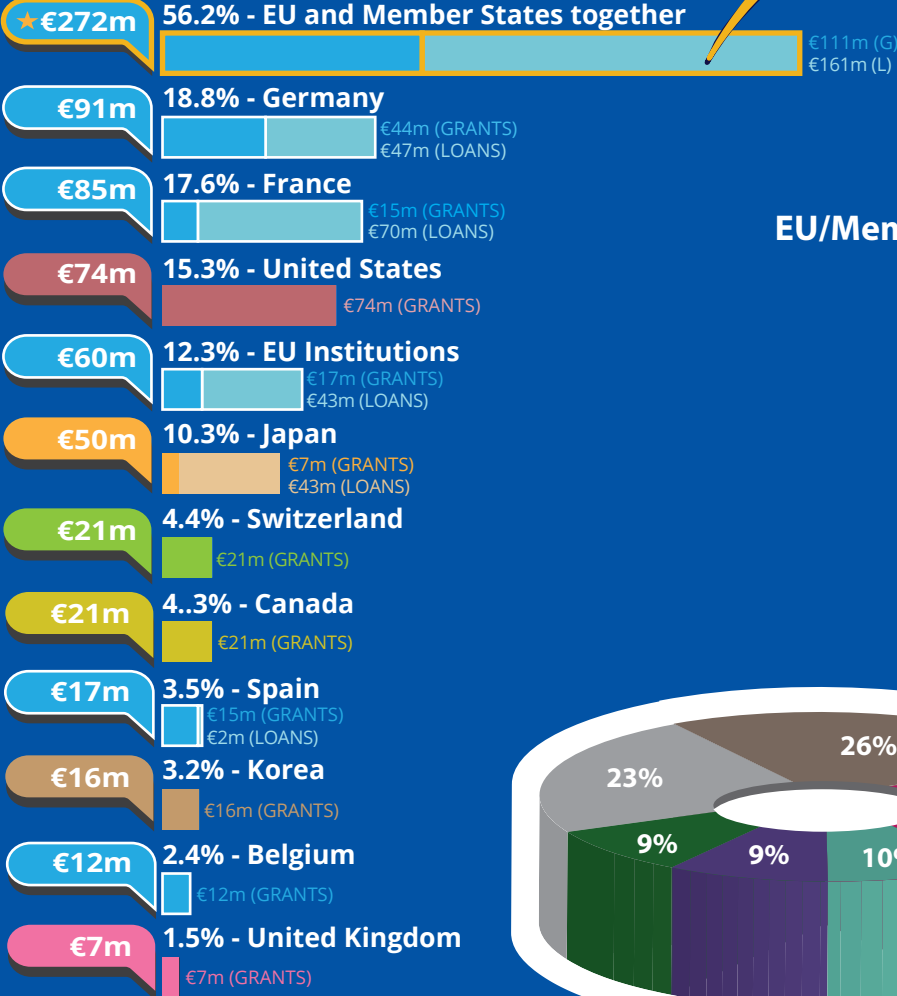




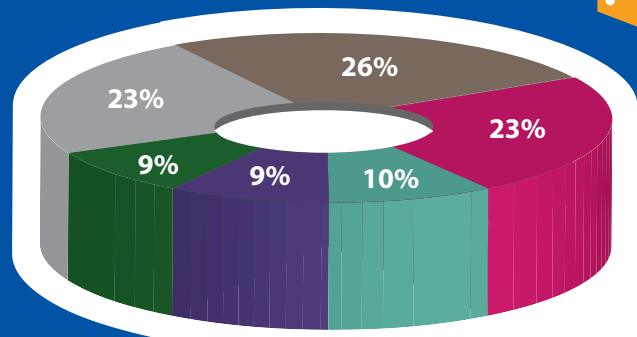
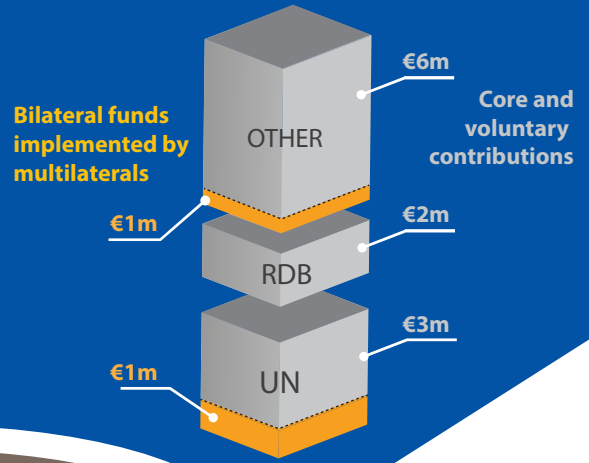
Peru's partners in 2018*



€283m
Total EU / Member States ODA

EU/MS multilateral core and voluntary contributions **€11m**

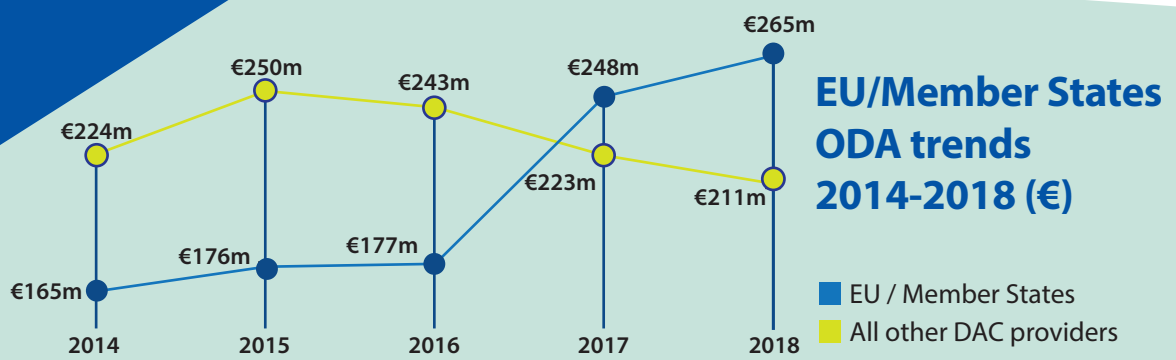
EU/Member States funds through multilaterals



The main sectors funded by the EU/Member States

- Other Social Infrastructure & Services
- Energy
- Water Supply & Sanitation
- Government & Civil Society
- Education
- Other

*Based on ODA disbursements in the particular year.



EU/Member States ODA trends 2014-2018 (€)

For more information contact:

- EEAS JOINT PROGRAMMING:** joint-programming-support@eeas.europa.eu
- EU AID EXPLORER:** https://euaidexplorer.ec.europa.eu
- DEVCO JOINT PROGRAMMING:** devco-joint-programming-support@ec.europa.eu
- NEAR JOINT PROGRAMMING:** NEAR-JOINT-PROGRAMMING@ec.europa.eu

Sources:

- OECD DAC CRS
- IMF WEO 2018 Database
- Exchange rate: \$1 = €0.8473 (OECD exchange rate for 2018)

JOINT PROGRAMMING TRACKER:

https://europa.eu/capacity4dev/joint-programming-tracker
 Note: EU/MS refers to the EU and its Member States together.
 Differences between figures for total EU/MS ODA and ODA trends are due to use of different OECD data sources (with higher level of granularity in 2018).
 RDBs = Regional Development Banks.





Investing in Sustainable Development in Peru



GDP €188.1 bn ↑

GDP per capita €5,881.3 ↑*
Fiscal position -4.4% ↓



Population 31.99m ↑

Poverty head count ratio at national poverty line 20.5% ↓
Multidimensional poverty 12.7% ↓
GINI index 43.3 ↓



Human Development Index (UN)

Index 0.76 ↑
Ranking (of 189 countries) 82

Upper Middle Income Country (World Bank classification)



Trade figures (% of GDP)

Imports of goods 18.7 ↓
Exports of goods 22.1 ↑
Imports of services 4.5 ↑
Exports of services 3.2 ↑

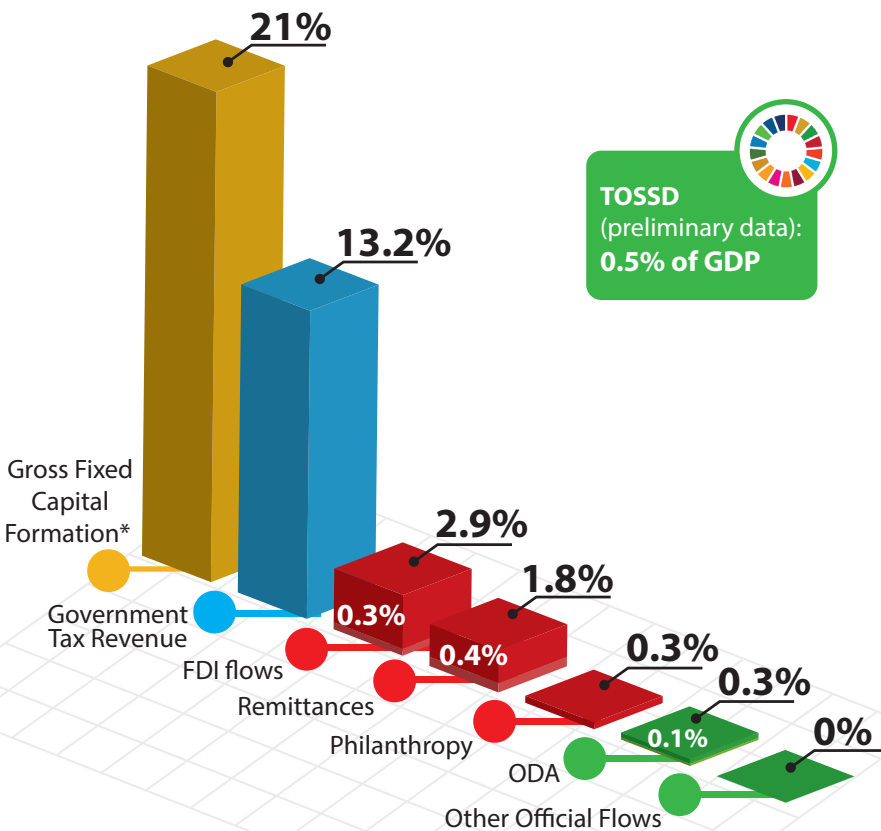
Ease of doing business index

Index 68.7 ↑
Ranking (of 190 countries) 76



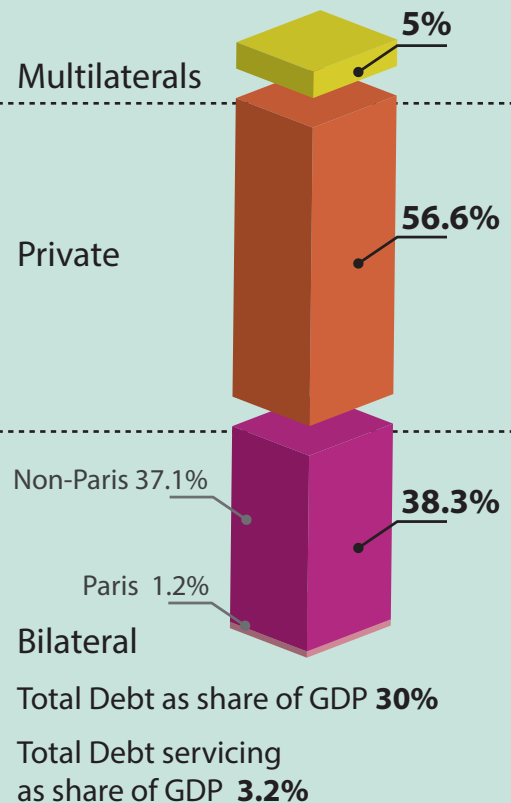
* Compared to average of previous years

Financing for Development as % share of GDP



External debt stock

€56.5bn



For more information contact:

EuropeAid-FINANCING-FOR-SUSTAINABLE-DEVELOPMENT@ec.europa.eu

Exchange rate: \$1 = €0.8473
(OECD exchange rate for 2018)

Sources:

OECD DAC CRS, World Bank WDI
UNDP, EDGAR, JRC, World Bank
Remittances database, Eurostat
and IMF External Debt Statistics

Note: EU/MS refers to the EU and Member States together

For more information on TOSSD: www.tossd.org

*Measure of total investment in the domestic economy (overlap with FDI possible)

Paris refers to debts to the Paris Club of creditors (22 countries)

