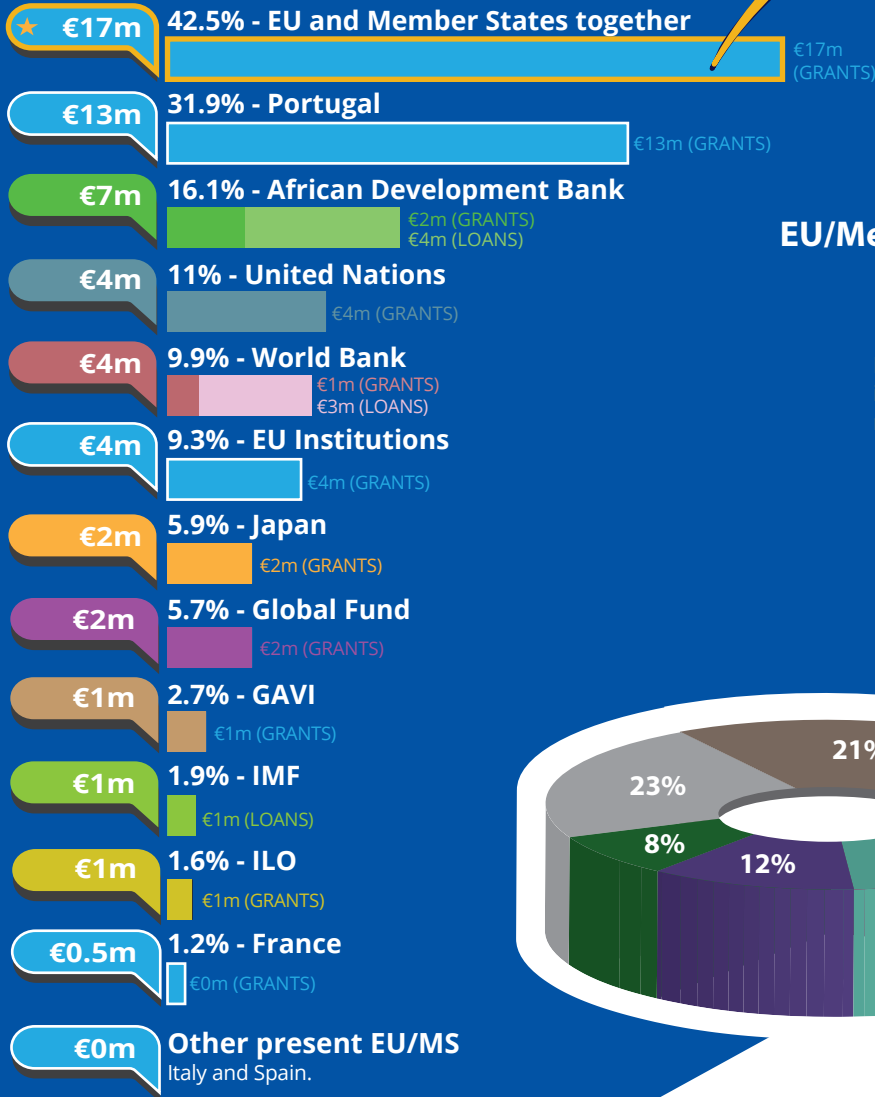




São Tomé and Príncipe's partners in 2018*

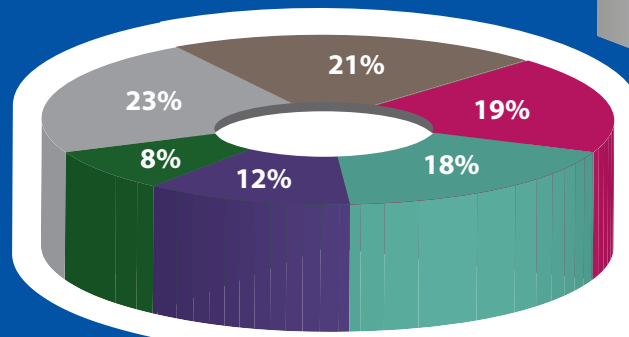
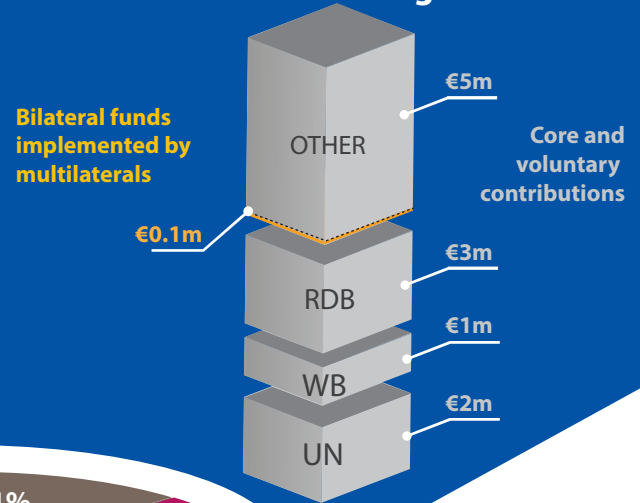


€29m
Total EU / Member States ODA

€17m EU/Member States together
42.5% of global bilateral flows

EU/MS multilateral core and voluntary contributions **€12m**


EU/Member States funds through multilaterals



The main sectors funded by the EU/Member States

- Education
- Health
- Transport & Storage
- Water Supply & Sanitation
- Other Social Infrastructure & Services
- Other

*Based on ODA disbursements in the particular year.



EU/Member States ODA trends 2014-2018 (€)

For more information contact:

EEAS JOINT PROGRAMMING:
joint-programming-support@eeas.europa.eu

EU AID EXPLORER:
https://euaidexplorer.ec.europa.eu

DEVCO JOINT PROGRAMMING:
devco-joint-programming-support@ec.europa.eu

NEAR JOINT PROGRAMMING
NEAR-JOINT-PROGRAMMING@ec.europa.eu

Sources:

OECD DAC CRS
IMF WEO 2018 Database

Exchange rate: \$1 = €0.8473
(OECD exchange rate for 2018)

JOINT PROGRAMMING TRACKER:

<https://europa.eu/capacity4dev/joint-programming-tracker>

Note: EU/MS refers to the EU and its Member States together.

Differences between figures for total EU/MS ODA and ODA trends are due to use of different OECD data sources (with higher level of granularity in 2018).

RDBs = Regional Development Banks.





Investing in Sustainable Development in São Tomé and Príncipe



GDP €0.4 bn ↑

GDP per capita

€1,695.6 ↑*



Lower Middle Income Country (*World Bank classification*)

Least Developed Country (*UN classification*)



Population 0.21m ↑

Multidimensional poverty

22.1%

Human Development Index (UN)

Index

0.61 ↑

Ranking (of 189 countries)

137



Trade figures (% of GDP)

Imports of goods 31.5 ↓

Exports of goods 3.8 ↓

Imports of services 15.5 ↓

Exports of services 19.5 ↓

Ease of doing business index

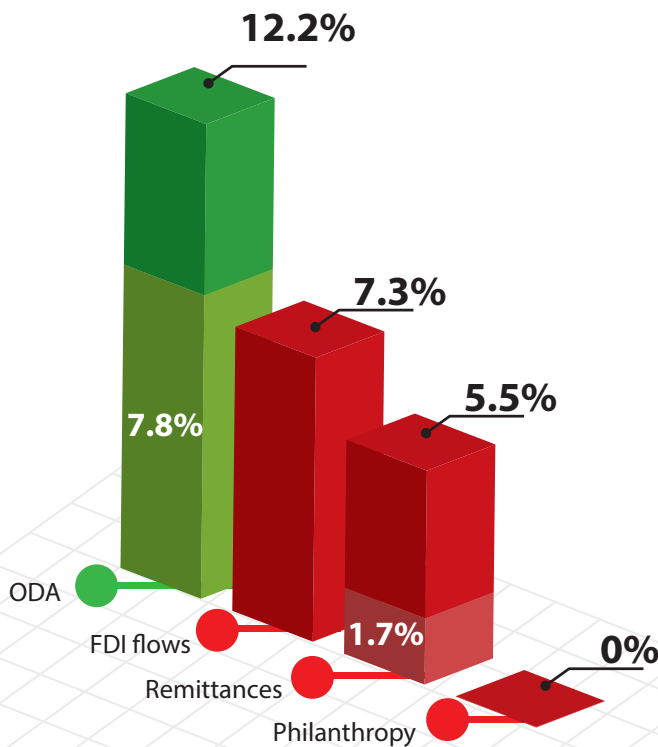
Index 45 ↑

Ranking (of 190 countries) 170



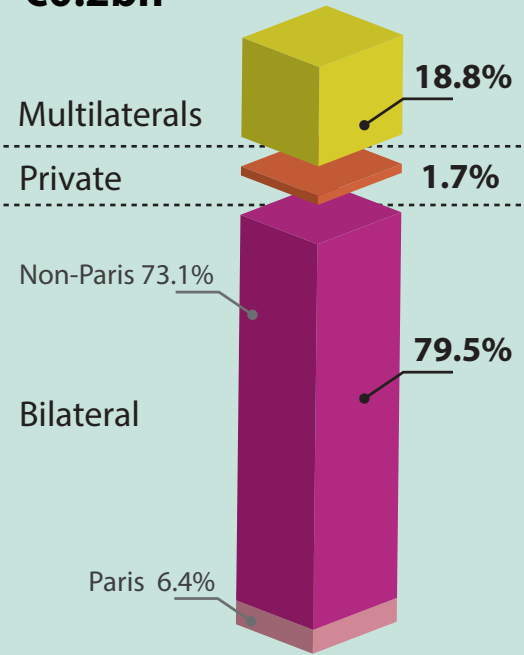
* Compared to average of previous years

Financing for Development as % share of GDP



External debt stock

€0.2bn



Total Debt as share of GDP **59.1%**

Total Debt servicing as share of GDP **1.1%**



For more information contact:

EuropeAid-FINANCING-FOR-SUSTAINABLE-DEVELOPMENT@ec.europa.eu

Exchange rate: \$1 = €0.8473 (OECD exchange rate for 2018)

Sources:

OECD DAC CRS, World Bank WDI, UNDP, EDGAR, JRC, World Bank Remittances database, Eurostat and IMF External Debt Statistics

Note: EU/MS refers to the EU and Member States together

For more information on TOSSD: www.tossd.org

*Measure of total investment in the domestic economy (overlap with FDI possible)

Paris refers to debts to the Paris Club of creditors (22 countries)

