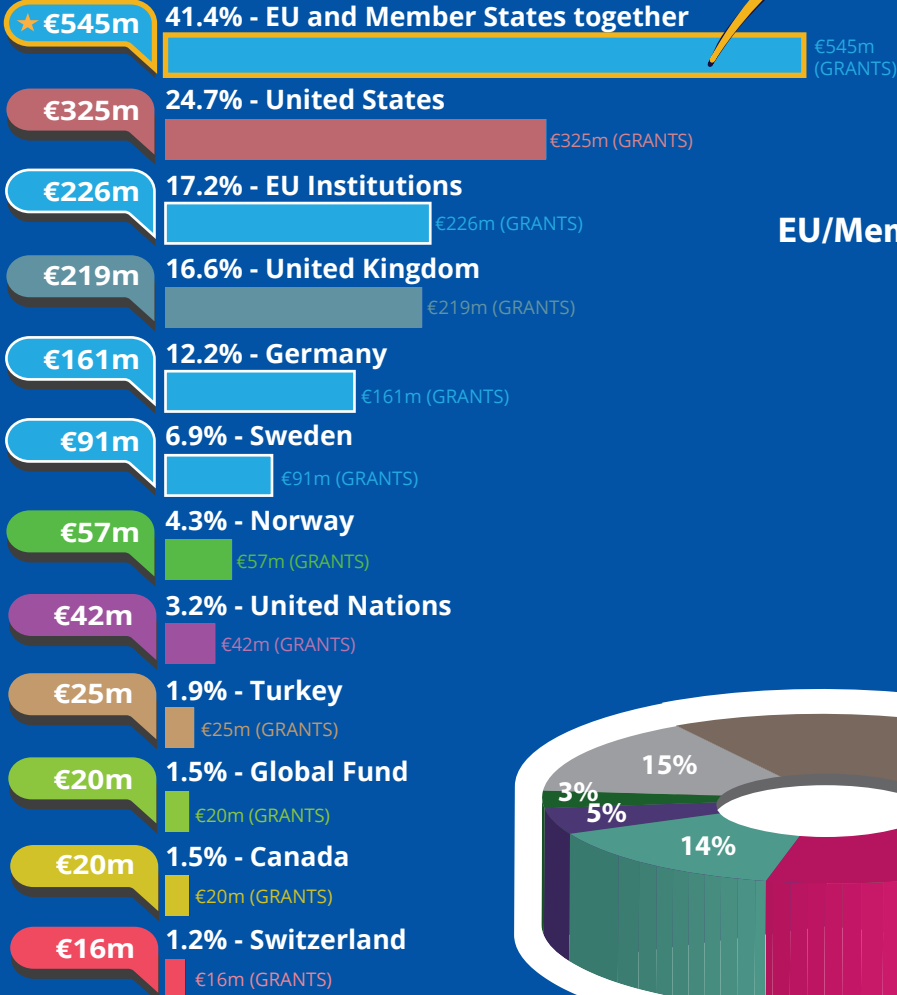




## Somalia's partners in 2018\*




**€67m Other present EU/MS**  
Austria, Belgium, Croatia, Czech Republic, Denmark, Finland, France, Ireland, Italy, Lithuania, Luxembourg, Netherlands, Poland, Romania and Spain.

**€587m**  
Total EU /  
Member States  
ODA

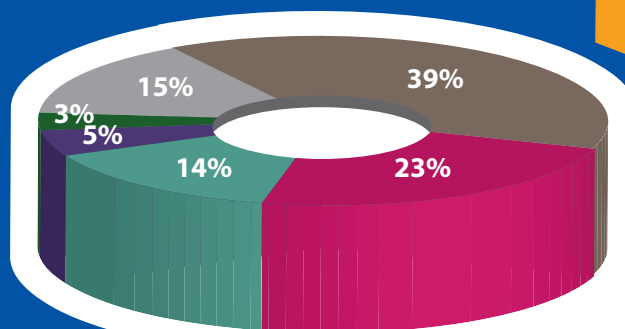
**€545m** EU/Member  
States together  
**41.4%** of global  
bilateral flows

EU/MS  
multilateral  
core and  
voluntary  
contributions  
**€42m**

### EU/Member States funds through multilaterals




### The main sectors funded by the EU/Member States



- Emergency Response
- Government & Civil Society
- Multi-Sector / Cross-Cutting
- General Budget Support and Food Aid
- Unallocated / Unspecified
- Other

\*Based on ODA disbursements  
in the particular year.



### EU/Member States ODA trends 2014-2018 (€)

- EU / Member States
- All other DAC providers

#### For more information contact:

**EEAS JOINT PROGRAMMING:**  
joint-programming-support@eeas.europa.eu

**EU AID EXPLORER:**  
<https://euaidexplorer.ec.europa.eu>

**DEVCO JOINT PROGRAMMING:**  
devco-joint-programming-support@ec.europa.eu

**NEAR JOINT PROGRAMMING**  
NEAR-JOINT-PROGRAMMING@ec.europa.eu

#### Sources:

OECD DAC CRS  
IMF WEO 2018 Database

**Exchange rate:** \$1 = €0.8473  
(OECD exchange rate for 2018)

#### JOINT PROGRAMMING TRACKER:

<https://europa.eu/capacity4dev/joint-programming-tracker>

Note: EU/MS refers to the EU and its Member States together.

Differences between figures for total EU/MS ODA and ODA trends are due to use of different OECD data sources (with higher level of granularity in 2018).

RDBs = Regional Development Banks.





# Investing in Sustainable Development in Somalia



**GDP €4 bn ↑**

GDP per capita  
Fiscal position

€266.5 ↑ \*  
+0.0% ↑



**Population 15.01m ↑**

Low Income Country (*World Bank classification*)

Least Developed Country (*UN classification*)

Fragile State (*World Bank classification*)

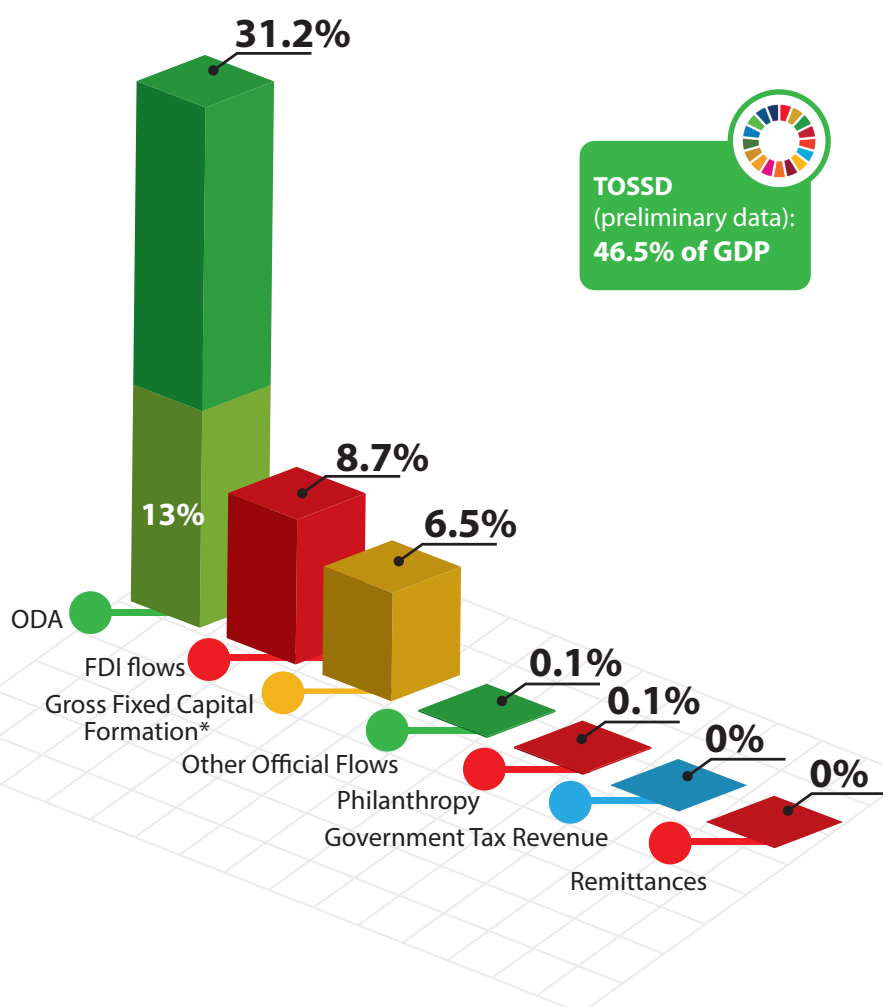


## Ease of doing business index

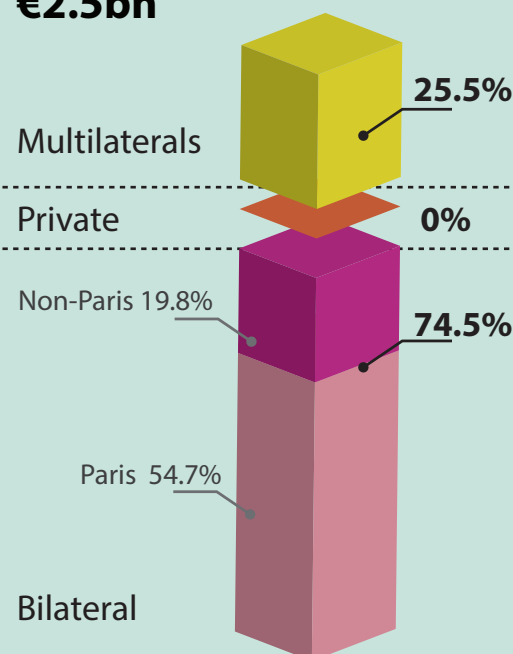
Index 20 ↓  
Ranking (of 190 countries) 190

\* Compared to average of previous years

## Financing for Development as % share of GDP



## External debt stock €2.5bn



Total Debt as share of GDP **62.1%**

Total Debt servicing  
as share of GDP **0%**



### For more information contact:

EuropeAid-FINANCING-FOR-SUSTAINABLE-DEVELOPMENT@ec.europa.eu

Exchange rate: \$1 = €0.8473  
(OECD exchange rate for 2018)

### Sources:

OECD DAC CRS, World Bank WDI  
UNDP, EDGAR, JRC, World Bank  
Remittances database, Eurostat  
and IMF External Debt Statistics

Note: EU/MS refers to the EU and Member States together

For more information on TOSSD: [www.tossd.org](http://www.tossd.org)

\*Measure of total investment in the domestic economy (overlap with FDI possible)

Paris refers to debts to the Paris Club of creditors (22 countries)

