



European  
Commission



Results and  
Indicators for  
Development

# Forced Displacement

*International  
Cooperation and  
Development*

**EUROPEAN COMMISSION**

Directorate-General for International Partnerships (DG INTPA)

Unit D4 - Performance, Results and Evaluation; Internal  
Communication, Knowledge Management and Collaborative Methods

Contact us at [INTPA-EU-RESULTS@ec.europa.eu](mailto:INTPA-EU-RESULTS@ec.europa.eu)

*Version June 2021*

# Results and indicators for Development

## General Introduction

This **guidance for action design** has been developed by INTPA Unit D4 “Performance, Results and Evaluation; Internal Communication, Knowledge Management and Collaborative Methods” jointly with INTPA Thematic Units.

It is **addressed** to all colleagues involved in the preparation of action documents and project documents and offers a handy tool to develop solid logical framework matrices. It identifies clear and measurable results statements that are in line with INTPA policy priorities, as well as with the UN Sustainable Development Goals (SDGs), along with a range of good indicators to monitor progress. It will be updated regularly to reflect evolving priorities.

Its **main objective** is to enhance the quality of INTPA interventions – both in terms of design as well as of monitoring and reporting in the course of implementation.

The **need for this type of guidance** was identified in the framework of the results-reporting process led by INTPA D4, as well as through its systematic review of all action documents presented to Quality Review Group meetings.

The present guidance covers INTPA strategies in various sectors, and presents for each sector:



**1. EU policy priorities:** a short narrative explaining EU policy priorities and commitments as articulated in key policy and strategic documents.



**2. Results Chain:** a diagram showing the main results (impact, outcomes, outputs) that EU development interventions are expected to achieve in the sector, reflecting EU policy priorities and commitments.



**3. List of Sector Indicators:** examples of measurable indicators associated to each result statement are provided, that may be used in Logframe Matrices at project/ programme level.



You can access the online Sector Indicator Guidance at <https://europa.eu/capacity4dev/results-and-indicators>. For further information and/or to provide feedback please contact INTPA Unit 04 at [INTPA-EU-RESULTS@ec.europa.eu](mailto:INTPA-EU-RESULTS@ec.europa.eu)



# 1. EU Policy Priorities



The EU Approach to Forced Displacement and Development and the Communication on Lives in Dignity respond to the 2030 Agenda call that forcibly displaced persons should not be left behind in progress towards the SDGs. EU interventions therefore aim at helping the forcibly displaced to become equal members of society, with a stable perspective in their place of return or in their host community.

Social cohesion within and between communities and conflict are often key factors influencing implementation. Where actions do not specifically address these issues, it is nevertheless strongly recommended to include these aspects in their risk monitoring, to ensure EU actions don't do harm and are conflict sensitive.

We recommend using the EU operational guidance on forced displacement in order to better understand situations of forced displacement and design responses, in close collaboration with EU humanitarian and political action.



Disaggregation of data is essential to understand how displaced persons fare compared to their host communities, and both compared to the national average. Further information on such an approach and additional suggestions for indicators by sector can be found in the 2018 Durable Solutions Analysis Guide. Data will not always be readily available. Additional information should then be collected in support of national systems, wherever feasible.

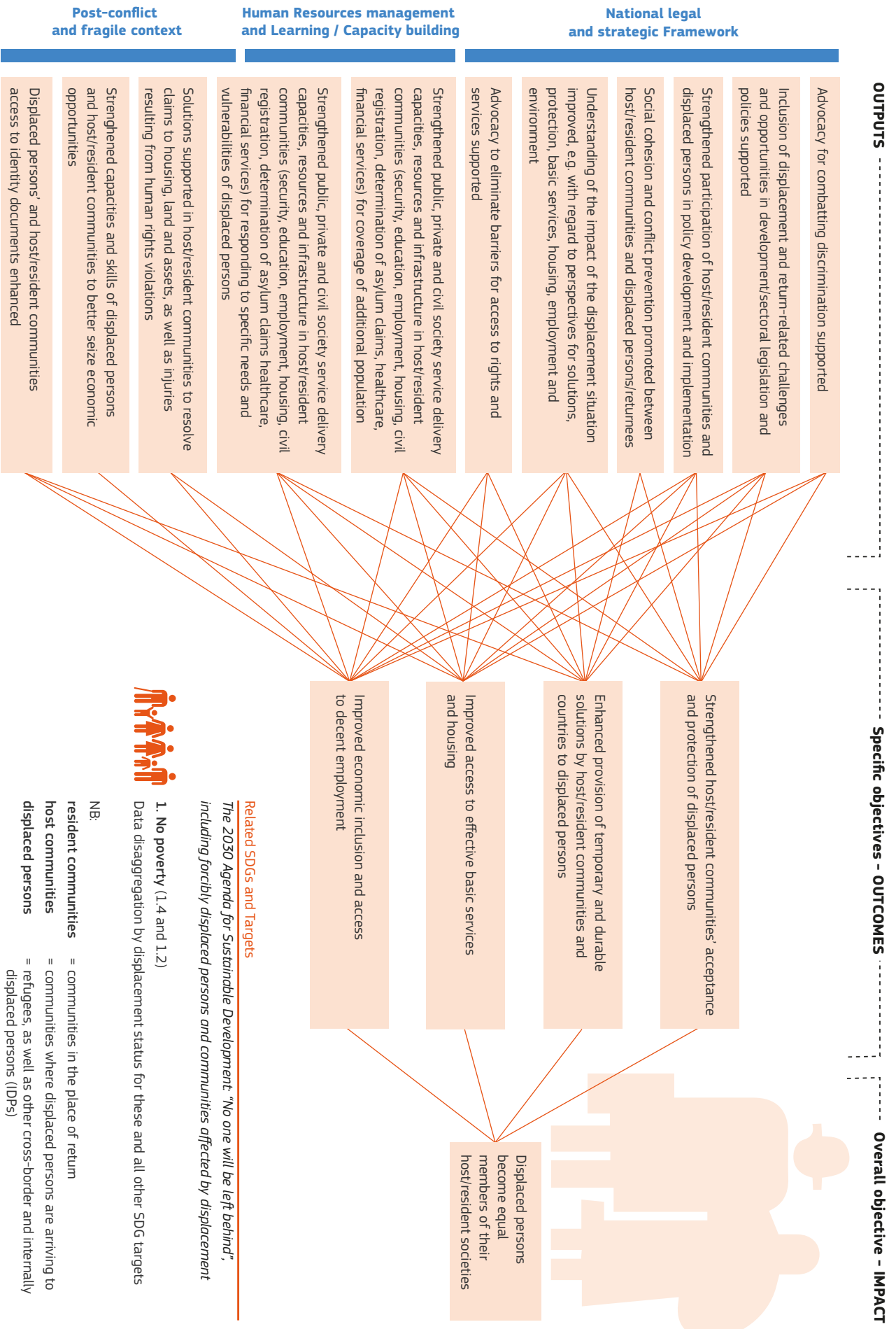
## The EU Approach to Forced Displacement and Development

- The EU aims to foster the socio-economic inclusion and self-reliance of forcibly displaced persons. This will build opportunities to realise their full potential for their own futures and for the welfare of their host societies.
- The EU fully recognizes the significant impact forced displacement has on host communities, both positive (e.g. increased market demand) and negative (e.g. pressure on service provision).
- Through our interventions, we therefore need to ensure that displaced and host communities are not left behind, so as to enable all those affected by displacement to make progress towards the SDGs.
- This development-led approach builds on integrated responses through national systems: for instance, it supports increasing and improving access to the national education system for displaced and host communities instead of establishing parallel systems.





## 2. Results Chain





## 3. List of Sector Indicators

Result

Indicators

### Impact

#### Displaced persons become equal members of their host/resident societies

- Percentage of displaced persons living below the national poverty line, compared to the national average, disaggregated by sex, age group, rural/urban (Percentage)  
*data source* For national data - national statistics.  
 For the forcefully displaced population – baseline and endline surveys conducted and budgeted by the EU-funded intervention.
- Percentage of displaced persons living below the national poverty line, compared to the resident/host communities, disaggregated by sex, age group, rural/urban (Percentage)  
*data source* For host/resident community data - national statistics.  
 For the forcefully displaced population – baseline and endline surveys conducted and budgeted by the EU-funded intervention.
- Percentage of displaced persons using safely managed drinking water services, compared to the national average, disaggregated by sex, age group, rural/urban, wealth quintile, type of drinking water service level (Percentage)  
*data source* For national data - national statistics.  
 For the forcefully displaced population – baseline and endline surveys conducted and budgeted by the EU-funded intervention.
- Percentage of displaced persons using safely managed drinking water services, compared to the resident/host communities, disaggregated by sex, age group, rural/urban, wealth quintile, type of drinking water service level (Percentage)  
*data source* For host/resident community data - national statistics.  
 For the forcefully displaced population – baseline and endline surveys conducted and budgeted by the EU-funded intervention.
- Percentage of displaced persons using safely managed sanitation services, including a hand-washing facility with soap and water, compared to the national average, disaggregated by sex, age group, rural/urban, wealth quintile, type of sanitation service level(Percentage)  
*data source* For national data - national statistics.  
 For the forcefully displaced population – baseline and endline surveys conducted and budgeted by the EU-funded intervention.
- Percentage of displaced persons using safely managed sanitation services, including a hand-washing facility with soap and water, compared to the resident/host communities, disaggregated by sex, age group, rural/urban, wealth quintile, type of sanitation service level (Percentage)  
*data source* For host/resident community data - "national statistics".  
 For the forcefully displaced population – "baseline and endline surveys conducted and budgeted by the EU-funded intervention".
- Percentage of participation of displaced youth and adults in formal and non-formal education and training in the previous 12 months, compared to the national average, disaggregated by sex, age group, rural/urban, income level, type of education (formal/informal) (Percentage)  
*data source* For national data - national statistics.  
 For the forcefully displaced population – baseline and endline surveys conducted and budgeted by the EU-funded intervention.
- Percentage of participation of displaced youth and adults in formal and non-formal education and training in the previous 12 months, compared to the resident/host communities, disaggregated by sex, age group, rural/urban, income level, type of education (formal/informal) (Percentage)  
*data source* For host/resident community data - national statistics.  
 For the forcefully displaced population – baseline and endline surveys conducted and budgeted by the EU-funded intervention.
- GCR indicator 3.1.1. Number of refugees who departed on resettlement from the host country, disaggregated by resettlement state, country of origin and country of asylum (Number of)  
*data source* UNHCR's Resettlement Data Portal, <https://rsq.unhcr.org>
- Percentage of displaced persons with secure tenure rights to land, with legally recognized documentation and who perceive their rights to land as secure, compared to the national average, disaggregated by sex, age group, type of tenure (Percentage)  
*data source* For national data - national statistics.  
 For the forcefully displaced population – baseline and endline surveys conducted and budgeted by the EU-funded intervention.
- Percentage of displaced persons with secure tenure rights to land, with legally recognized documentation and who perceive their rights to land as secure, compared to the resident/host communities, disaggregated by sex, age group, type of tenure (Percentage)  
*data source* For national data - national statistics.  
 For the forcefully displaced population – baseline and endline surveys conducted and budgeted by the EU-funded intervention.



- Under-5 mortality rate among displaced persons, compared to the national average, disaggregated by sex, age group, wealth quintile, maternal education level, rural/urban (Percentage point difference)

*data source* For national data - "national statistics".

For the forcefully displaced population – "baseline and endline surveys conducted and budgeted by the EU-funded intervention".

- Under-5 mortality rate among displaced persons, compared to the resident/host communities, disaggregated by sex, age group, wealth quintile, maternal education level, rural/urban (Percentage point difference)

*data source* For host/resident community data - "national statistics".

For the forcefully displaced population – "baseline and endline surveys conducted and budgeted by the EU-funded intervention".

- Percentage of displaced persons who believe decision-making is inclusive and responsive, compared to the national average, disaggregated by sex, age group, disability status, population group, income level, level of education, rural/urban (Percentage point difference)

*data source* For national data - "national statistics".

For the forcefully displaced population – "baseline and endline surveys conducted and budgeted by the EU-funded intervention".

- Percentage of displaced persons who believe decision-making is inclusive and responsive, compared to the resident/host communities, disaggregated by sex, age group, disability status, population group, income level, level of education, rural/urban (Percentage point difference)

*data source* For host/resident community data - "national statistics".

For the forcefully displaced population – "baseline and endline surveys conducted and budgeted by the EU-funded intervention".

- GCR indicator 2.1.1. Proportion of refugees who have access to decent work, disaggregated by country of origin (Percentage)

*data source* Baseline and endline studies conducted and budgeted by the EU-funded intervention

- Unemployment rate of displaced persons compared to the national average, disaggregated by sex, age group, disability status (Percentage point difference)

*data source* For national data - "national statistics".

For the forcefully displaced population – "baseline and endline surveys conducted and budgeted by the EU-funded intervention".

- Unemployment rate of displaced persons compared to the resident/host communities, disaggregated by sex, age group, disability status (Percentage point difference)

*data source* For host/resident community data - "national statistics".

For the forcefully displaced population – "baseline and endline surveys conducted and budgeted by the EU-funded intervention"

Result	Indicators
<p><b>Outcome</b></p> <p><b>Strengthened host/ resident communities' acceptance and protection of displaced persons</b></p>	<ul style="list-style-type: none"> <li> <p>Percentage of host/resident community members who would welcome a forcibly displaced person in their family as a son/daughter-in-law, disaggregated by sex (Percentage)  <i>data source</i> Baseline and endline surveys conducted and budgeted by the EU-funded intervention</p> </li> <li> <p>GCR indicator 2.1.2. Proportion of refugees who are able to move freely within the host country, disaggregated by country of origin (Percentage)  <i>data source</i> Baseline and endline surveys conducted and budgeted by the EU-funded intervention</p> </li> <li> <p>EURF 2.17 Number of migrants, forcibly displaced people or individuals from host communities protected or assisted with EU support  <i>data source</i> EU intervention monitoring and reporting systems: annual and final reports from implementing organisations (e.g. governments, international organisations, non-state actors), ROM reviews, evaluations, etc.</p> </li> <li> <p>Percentage of host/resident community members who would welcome forcibly displaced persons to stay in their city/village permanently, disaggregated by sex (Percentage)  <i>data source</i> Baseline and endline surveys conducted and budgeted by the EU-funded intervention</p> </li> <li> <p>Extent to which national policies reflect recommendations provided by displaced persons and their organizations (Extent to which)  <i>data source</i> Baseline and endline studies conducted and budgeted by the EU-funded intervention</p> </li> <li> <p>Percentage of displaced persons subjected to physical, psychological or sexual violence since becoming displaced or in the last 6 months (whichever is more recent), disaggregated by sex, age group, income level, level of education, nationality, population group (Percentage)  <i>data source</i> Baseline and endline surveys conducted and budgeted by the EU-funded intervention</p> </li> <li> <p>Number of conflicts between and among displaced and host communities (Number of)  <i>data source</i> Police records. If data is not available, baseline and endline surveys must be conducted and budgeted by the EU-funded intervention.</p> </li> <li> <p>Percentage of displaced persons reporting having personally felt discriminated against or harassed (including sexually harassed) in the previous 12 months on the basis of a ground of discrimination prohibited under international human rights law, disaggregated by sex, age group, population group, migration status, disability status, rural/urban of conflicts between and among displaced and host communities (Percentage)  <i>data source</i> Baseline and endline surveys conducted and budgeted by the EU-funded intervention</p> </li> <li> <p>Percentage of host/resident community members who would welcome a forcibly displaced person as a neighbour, disaggregated by sex (Percentage)  <i>data source</i> Baseline and endline surveys conducted and budgeted by the EU-funded intervention</p> </li> </ul>

Result	Indicators
<p><b>Outcome</b></p> <p><b>Enhanced provision of temporary and durable solutions by host/resident communities and countries to displaced persons</b></p>	<ul style="list-style-type: none"> <li> <p>Percentage of displaced persons who acquire permanent residence or nationality / elect residence in their host area per year out of the total number of displaced persons, disaggregated by sex, age group, migration status (Percentage)  <i>data source</i> Ministry/agency administrative data</p> </li> <li> <p>GCR 3.2.1. Number of refugees admitted through complementary pathways from the host country, disaggregated by country of admission, country of origin, country of asylum and type of complementary pathway for admission (Number of)  <i>data source</i> Administrative data from the Ministry of Interior or immigration agencies</p> </li> <li> <p>Percentage of displaced persons who acquire long-term residence in a third country (resettlement, family reunification) / elect residence in a third area per year out of the total number of displaced persons, disaggregated by sex, age group, migration status (Percentage)  <i>data source</i> Ministry/agency administrative data</p> </li> <li> <p>Percentage of displaced persons who acquire medium-term residence in a third country (study, work opportunity, temporary protection arrangement) per year out of the total number of displaced persons, disaggregated by sex, age group, migration status (Percentage)  <i>data source</i> Ministry/agency administrative data</p> </li> <li> <p>Percentage of IDPs who return to their place of origin, out of the total number of IDPs, disaggregated by sex and age group (Number of)  <i>data source</i> Ministry/agency administrative data. If data is not available, baseline and endline surveys must be conducted and budgeted by the EU-funded intervention.</p> </li> <li> <p>Percentage of refugees who return to their country of origin, out of the total number of refugees, disaggregated by sex and age group (Percentage)  <i>data source</i> Ministry/agency administrative data. If data is not available, baseline and endline surveys must be conducted and budgeted by the EU-funded intervention.</p> </li> <li> <p>Percentage of IDPs who integrate locally in their host community or area, out of the total number of IDPs, disaggregated by sex and age group (Percentage)  <i>data source</i> Ministry/agency administrative data. If data is not available, baseline and endline surveys must be conducted and budgeted by the EU-funded intervention.</p> </li> <li> <p>Percentage of refugees who integrate locally in their host country, out of the total number of refugees, disaggregated by sex and age group (Percentage)  <i>data source</i> Ministry/agency administrative data. If data is not available, baseline and endline surveys must be conducted and budgeted by the EU-funded intervention.</p> </li> <li> <p>Percentage of refugees whose solution is in line with their expressed preference (integration in host country or return), disaggregated by sex and age group (Percentage)  <i>data source</i> Baseline and endline surveys conducted and budgeted by the EU-funded intervention</p> </li> <li> <p>Percentage of internally displaced persons (IDPs) whose solution is in line with their expressed preference (integration in host community or return), disaggregated by sex and age group (Percentage)  <i>data source</i> Baseline and endline surveys conducted and budgeted by the EU-funded intervention</p> </li> </ul>

## Result

## Indicators

 Outcome

**Improved access to effective basic services and housing**

- ✔ EURF 2.17 Number of migrants, forcibly displaced people or individuals from host communities protected or assisted with EU support (Number of)

*data source* EU intervention monitoring and reporting systems: annual and final reports from implementing organisations (e.g. governments, international organisations, non-state actors), ROM reviews, evaluations, etc.
- ✔ Percentage of children in target population (resident/host communities and displaced persons) aged 12-23 months immunized against measles, disaggregated by sex, migration status (Percentage)

*data source* World Bank Development Indicators, <http://databank.worldbank.org/data/reports.aspx?source=world-development-indicators> If data is not available, baseline and endline surveys must be conducted and budgeted by the EU-funded intervention.
- ✔ GCR 2.2.1. Proportion of refugee children enrolled in the national education system (primary and secondary), by sex and level of education (Percentage)

*data source* Baseline and endline surveys conducted and budgeted by the EU-funded intervention
- ✔ Percentage of the target population (resident/host communities and displaced persons) who report that they feel safe walking outside alone in the evening, disaggregated by sex and age group (Percentage)

*data source* Baseline and endline surveys conducted and budgeted by the EU-funded intervention
- ✔ SDG 2.1.2. Prevalence of moderate or severe food insecurity in the population, disaggregated by sex (Percentage)

*data source* Global SDG Indicators Database, <https://unstats.un.org/sdgs/indicators/database/> If data is not available, baseline and endline surveys must be conducted and budgeted by the EU-funded intervention.
- ✔ Percentage of displaced persons having their asylum claim assessed in a procedure in line with international standards, disaggregated by sex, age group (Percentage)

*data source* UNHCR data portal, <https://www.unhcr.org/data.html> If data is not available, baseline and endline surveys must be conducted and budgeted by the EU-funded intervention.
- ✔ Percentage of the target population (resident/host communities and displaced persons) where at least one person in the household has a bank account, disaggregated by sex, migration status and age group (Percentage)


*data source* Baseline and endline surveys conducted and budgeted by the EU-funded intervention
- ✔ Percentage of the target population (resident/host communities and displaced persons) in urban areas living in slums and informal settlements, disaggregated by sex, migration status, rural/urban, income, population group, age group, disability status (Percentage)


*data source* Baseline and endline surveys conducted and budgeted by the EU-funded intervention
- ✔ Percentage of the target population (resident/host communities and displaced persons) in urban areas living in inadequate housing, disaggregated by sex, migration status, rural/urban, income, population group, age group, disability status (Percentage)

*data source* Baseline and endline surveys conducted and budgeted by the EU-funded intervention
- ✔ GCR 4.2.2. Proportion of returnees with legally recognized identity documents or credentials, disaggregated by country of origin (return), country of asylum (departure), sex and age (Percentage)

*data source* Baseline and endline surveys conducted and budgeted by the EU-funded intervention
- ✔ Percentage of the target population (resident/host communities and displaced persons) without civil registration documents, disaggregated by sex, age group, migration status, type of identification document (Percentage)

*data source* UN statistics. If data is not available, baseline and endline surveys must be conducted and budgeted by the EU-funded intervention.

Result	Indicators
<p> <b>Outcome</b></p> <p><b>Improved economic inclusion of and access to decent employment</b></p>	<ul style="list-style-type: none"> <li> <p>✔ Average income of the target population (resident/host communities, including displaced persons), disaggregated by sex, migration status, age group (EUR)  <i>data source</i> Baseline and endline surveys conducted and budgeted by the EU-funded intervention</p> </li> <li> <p>✔ Number of target beneficiaries (resident/host communities and displaced persons) accessing social insurance schemes, disaggregated by sex, migration status and age group  <i>data source</i> Ministry/agency administrative data. If data is not available, baseline and endline surveys must be conducted and budgeted by the EU-funded intervention.</p> </li> <li> <p>✔ Number of target beneficiaries (resident/host communities and displaced persons) accessing healthcare under the national insurance scheme, disaggregated by sex, migration status and age group (Number of)  <i>data source</i> Ministry/agency administrative data. If data is not available, baseline and endline surveys must be conducted and budgeted by the EU-funded intervention.</p> </li> <li> <p>✔ Number of target beneficiaries (resident/host communities and displaced persons) receiving basic income security payments from a national scheme if unable to earn an income, disaggregated by sex, migration status and age group (Number of)  <i>data source</i> Ministry/agency administrative data. If data is not available, baseline and endline surveys must be conducted and budgeted by the EU-funded intervention.</p> </li> <li> <p>✔ Number of target beneficiaries (resident/host communities and displaced persons) who engage in negative coping mechanisms such as early marriage (under the legal age), child labour and prostitution, disaggregated by sex, migration status, age group (Number of)  <i>data source</i> Baseline and endline surveys conducted and budgeted by the EU-funded intervention</p> </li> <li> <p>✔ Number of target beneficiaries (resident/host communities and displaced persons) facing restrictions to their freedom of movement, disaggregated by sex, migration status, age group (Number of) <i>data source</i> Baseline and endline surveys conducted and budgeted by the EU-funded intervention</p> </li> <li> <p>✔ Number of agricultural target population (resident/host communities and displaced persons) with ownership or secure rights or use rights over agricultural land, disaggregated by sex, migration status, age group (Number of)  <i>data source</i> Baseline and endline surveys conducted and budgeted by the EU-funded intervention</p> </li> <li> <p>✔ Number of target beneficiaries (resident/host communities and displaced persons) gainfully (self)employed, disaggregated by sex, migration status and age group (Number of)  <i>data source</i> Ministry/agency administrative data. If data is not available, baseline and endline surveys must be conducted and budgeted by the EU-funded intervention.</p> </li> </ul>

Result	Indicators
<p> <b>Output</b></p> <p><b>Advocacy for combatting discrimination supported</b></p>	<ul style="list-style-type: none"> <li> <p>✔ Number of persons participating in local projects with support of the EU-funded intervention aiming to combat discrimination against displaced persons, disaggregated by sex, migration status (Number of) <i>data source</i> Database of participants</p> </li> <li> <p>✔ Number of people reached through advocacy/media programmes aiming to combat discrimination against displaced persons, disaggregated by sex (Number of)  <i>data source</i> Database of beneficiaries/participants; website analytics or media reports</p> </li> </ul>

Result	Indicators
<p> <b>Output</b></p> <p><b>Inclusion of displacement and return-related challenges and opportunities in development/sectoral legislation and policies supported</b></p>	<ul style="list-style-type: none"> <li> <p>✔ Number of laws, policies and strategies addressing displacement and return-related challenges and opportunities developed/updated with support of the EU-funded intervention (Number of)  <i>data source</i> Legislation/policies developed/updated with support of the EU-funded intervention. Notes from the policy development workgroup meetings</p> </li> <li> <p>✔ EURF 2.18. Number of migration management or forced displacement strategies or policies a) developed/revised, or b) under implementation with EU support, disaggregated by category (Number of)  <i>data source</i> EU intervention monitoring and reporting systems: annual and final reports from implementing organisations (e.g. governments, international organisations, non-state actors), ROM reviews, evaluations, etc.</p> </li> </ul>

- Number of civil society projects on eliminating barriers to access to services for displaced persons supported by the EU-funded intervention (Number of)
- data source* Database of NGOs

Result	Indicators
<p><b>Output</b></p> <p><b>Strengthened participation of host/resident communities and displaced persons in policy development and implementation</b></p>	<ul style="list-style-type: none"> <li>Number of roundtables/workshops/conferences organized by the EU-funded intervention to promote debate on a draft policy/law addressing displacement or return issues (Number of)</li> <li><i>data source</i> Progress reports for the EU-funded intervention</li> <li>EURF 2.18. Number of migration management or forced displacement strategies or policies a) developed/revised, or b) under implementation with EU support, disaggregated by category (Number of)</li> <li><i>data source</i> EU intervention monitoring and reporting systems: annual and final reports from implementing organisations (e.g. governments, international organisations, non-state actors), ROM reviews, evaluations, etc.</li> <li>Number of participants at roundtables/workshops/conferences organized by the EU-funded intervention to promote debate on a draft policy/law addressing displacement or return issues, disaggregated by sex, migration status (Number of)</li> <li><i>data source</i> Database of participants</li> </ul>

Result	Indicators
<p><b>Output</b></p> <p><b>Social cohesion and conflict prevention promoted between host/resident communities and displaced persons/returnees</b></p>	<ul style="list-style-type: none"> <li>Number of civil society projects promoting social cohesion and conflict prevention between host/resident communities and displaced persons/returnees supported by the EU-funded intervention (Number of)</li> <li><i>data source</i> Database of NGOs; Progress reports for the EU-funded intervention</li> <li>Number of persons involved in local reconciliation initiatives, confidence-building initiatives, or formal peace processes with support of the EU-funded intervention (e.g. local peace committees, public debates, forums, cross-community activities and others), disaggregated by sex, migration status (Number of)</li> <li><i>data source</i> Database of event participants; events materials</li> <li>Number of community mediators trained by the EU-funded intervention with increased knowledge and/or skills on conflict prevention and peaceful conflict mediation, disaggregated by sex, migration status, sector (Number of)</li> <li><i>data source</i> Database of training participants; pre- and post-training tests</li> <li>Number of people reached through media programmes with support of the EU-funded intervention aiming to promote social cohesion and conflict prevention between host/resident communities and displaced persons/returnees, disaggregated by sex (Number of)</li> <li><i>data source</i> Database of beneficiaries/participants; website analytics or media reports</li> </ul>

Result	Indicators
<p><b>Output</b></p> <p><b>Understanding of the impact of the displacement situation improved, e.g. with regard to perspectives for solutions, protection, basic services, housing, employment, and environment</b></p>	<ul style="list-style-type: none"> <li>Status of availability of quantitative and qualitative data provided by the EU-funded intervention on the impact of the displacement situation, e.g. with regard to perspectives for solutions, protection, basic services, housing, employment, and environment (Status of)</li> <li><i>data source</i> Reports published by the EU-funded intervention; Progress reports for the EU-funded intervention</li> </ul>

Result	Indicators
<p><b>Output</b></p> <p><b>Advocacy to eliminate barriers for access to rights and services supported</b></p>	<ul style="list-style-type: none"> <li>Number of civil society projects on eliminating barriers to access to services for displaced persons supported by the EU-funded intervention (Number of)</li> <li><i>data source</i> Database of NGOs</li> </ul>

Number of persons engaged in local projects supported by the EU-funded intervention aiming to eliminate barriers to access to services for displaced persons, disaggregated by sex, migration status (Number of)

*data source* Database of event participants; events materials

Number of people reached through EU-funded media programmes aiming to eliminate barriers to access to services for displaced persons, disaggregated by sex (Number of)

*data source* Database of beneficiaries/participants; website analytics or media reports

Result	Indicators
<p><b>Output</b></p> <p><b>Strengthened public, private and civil society service delivery capacities, resources and infrastructure in host/resident communities</b> (security, education, employment, housing, civil registration, determination of asylum claims, healthcare, financial services) <b>for coverage of additional population</b></p>	<p>Number of service providers trained by the EU-funded intervention with increased knowledge and/or skills on coverage of additional, displaced population, disaggregated by sex, sector (Number of)</p> <p><i>data source</i> Database of training participants; pre- and post-training tests</p> <p>EURF 2.17 Number of migrants, forcibly displaced people or individuals from host communities protected or assisted with EU support (Number of)</p> <p><i>data source</i> EU intervention monitoring and reporting systems: annual and final reports from implementing organisations (e.g. governments, international organisations, non-state actors), ROM reviews, evaluations, etc.</p> <p>Number of persons benefitting from improved infrastructure, and/or human/technical/financial resources provided by the EU-funded intervention, disaggregated by sex, age group, migration status, type of support (Number of)</p> <p><i>data source</i> Database of beneficiaries; supporting instructions, legal advice and practical guide documents</p> <p>Number of infrastructure/facilities rehabilitated, enhanced or constructed with support of the EU-funded intervention, disaggregated by infrastructure support type (Number of)</p> <p><i>data source</i> Reports from the subcontractors, infrastructure/equipment handover and inspection documents</p>

Result	Indicators
<p><b>Output</b></p> <p><b>Strengthened public, private and civil society service delivery capacities, resources and infrastructure in host/resident communities</b> (security, education, employment, housing, civil registration, determination of asylum claims, healthcare, financial services) <b>for responding to specific needs and vulnerabilities of displaced persons</b></p>	<p>Number of service providers trained by the EU-funded intervention with increased knowledge and/or skills on responding to the specific needs and vulnerabilities of displaced persons, disaggregated by sex, sector (Number of)</p> <p><i>data source</i> Database of training participants; pre- and post-training tests</p>

Result	Indicators
<p><b>Output</b></p> <p><b>Solutions supported in host/resident communities to resolve claims to housing, land and assets, as well as injuries resulting from human rights violations</b></p>	<p>Number of beneficiaries who received legal or practical aid through the EU-funded intervention to resolve competing claims to housing, land and assets, disaggregated by sex, age group, migration status, type of legal issue (Number of)</p> <p><i>data source</i> Database of beneficiaries; supporting instructions, legal advice and practical guide documents</p> <p>EURF 2.17 Number of migrants, forcibly displaced people or individuals from host communities protected or assisted with EU support (Number of)</p> <p><i>data source</i> EU intervention monitoring and reporting systems: annual and final reports from implementing organisations (e.g. governments, international organisations, non-state actors), ROM reviews, evaluations, etc.</p>

Result	Indicators
<p><b>Output</b></p> <p><b>Strengthened capacities and skills of displaced persons and host/resident communities to better seize economic opportunities</b></p>	<p>Number of beneficiaries receiving EU-funded vocational education and training (VET) or entrepreneurial training, with increased knowledge and/or skills, disaggregated by sex, age group, migration status, sector (Number of)</p> <p><i>data source</i> Database of training participants; pre- and post-training tests</p> <p>EURF 2.17 Number of migrants, forcibly displaced people or individuals from host communities protected or assisted with EU support (Number of)</p> <p><i>data source</i> EU intervention monitoring and reporting systems: annual and final reports from implementing organisations (e.g. governments, international organisations, non-state actors), ROM reviews, evaluations, etc.</p>

## Result

## Indicators

 **Output****Displaced persons' and host/  
resident communities access  
to identity documents  
enhanced**

✔ Number of beneficiaries who received support in obtaining civil registration documents by the EU-funded intervention, disaggregated by sex, age group, type of identification document, migration status (Number of)

*data source* Database of beneficiaries; supporting instructions, legal advice and practical guide documents

✔ EURF 2.17 Number of migrants, forcibly displaced people or individuals from host communities protected or assisted with EU support (Number of)

*data source* EU intervention monitoring and reporting systems: annual and final reports from implementing organisations (e.g. governments, international organisations, non-state actors), ROM reviews, evaluations, etc.

