



ROM

Logframe training for the Practitioners Network Indicators

27 January 2022

Jan Salko

Coordinator of Support for Designing Logframes and Monitoring
Systems
ROM Global

What is an indicator?

- Factor used to measure progress in the achievement of expected results
- Indicator in the logframe is further defined by its:
 - Baseline value
 - Target value
 - Source of Verification

Indicator	Baseline	Target	SoV
Status of new law on cybercrime	Law under discussion (2019)	Law approved by parliament (2022)	Official Journal
Stunting prevalence in children aged less than 5 years	40% (2019)	30% (2022)	Annual WHO-UNICEF-World Bank report on joint child malnutrition estimates (or Baseline and endline surveys to be commissioned by the intervention?)

Key quality criteria

- Relevance to the measured result
- Placed at the right result level
- Formulation: be specific to avoid ambiguity and misinterpretation, no mixing of two or more aspects, clear unit of measurement, etc.
- Measurability
- Appropriate disaggregation
- Appropriate indicator framework

Other good practices for defining indicators

- Build on the partners' capacities and existing systems
- Good mix of qualitative and quantitative indicators
- At least one indicator per result statement (total number should be reasonable for monitoring/reporting)
- Use of standard, generally agreed and accepted indicators: partner countries' strategies, SDGs, EU Trust Fund, EU / Global Europe Results Framework, EU MS results framework, implementing agency results framework

OPSYS core indicators

- EU Results Framework (EU RF) / Global Europe Results Framework indicators (<https://europa.eu/capacity4dev/eu-rfi>)
- SDG Tier I indicators
- EU Gender Action Plan III key indicators
- Selection of key sector indicators (<https://europa.eu/capacity4dev/results-and-indicators>)











European Union


Methodology notes - current EU results framework 2018

+ Level 1

x Level 2

Indicator Level 2 - Outputs and outcomes from EU interventions

SDG 1 No Poverty	<i>Measured at impact level</i>
SDG 2 Zero Hunger	2.1 - Number of food insecure people receiving EU assistance  2.2 - Number of women of reproductive age, adolescent girls and children under 5 reached by nutrition related interventions supported by the EU  2.3 - Number of smallholders reached with EU supported interventions aimed to increase their sustainable production, access to markets and/or security of land  2.4 - Agricultural and pastoral ecosystems where sustainable management practices have been introduced with EU support (ha) 
SDG 3 Good Health and Well-Being	2.5 - Number of 1-year olds fully immunised with EU support  2.6 - Number of women of reproductive age using modern contraception methods with EU support 
SDG 4 Quality Education	2.7 - Number of students enrolled in education with EU support: a) primary education, b) secondary education 
SDG 5 Gender Equality	<i>Disaggregation of other indicators</i>
SDG 6 Clean Water and Sanitation	2.8 - Number of individuals with access to improved drinking water source and/or sanitation facility with EU support 
SDG 7 Affordable and Clean Energy	2.9 - Number of individuals with access to electricity with EU support through: a) new access, b) improved access  2.10 - Renewable energy generation capacity installed (MW) with EU support 

from US  This content is hosted by a third party. By showing the external content you accept the [terms and conditions](#) of youtube.com.

results and measurable indicators in line with INTPA priorities. Its main objective is to enhance the quality of INTPA interventions – both in terms of design as well as of monitoring and reporting in the course of implementation.

European Commission

Impact indicators – Example


×	✓
Decrease in the incidence of malaria	Malaria incidence per 1,000 population (SDG indicator 3.3.3)

Outcome indicators – Examples


×	✓
Number of people made aware about the importance of improved hygiene practices	Percentage of the targeted population applying improved hygiene practices (disaggregated by sex, target area)
Satisfaction of citizens with the safety in target city	Percentage of citizens who are [very/fairly] satisfied with the safety in target city, (disaggregated by sex, age, migration status)
Cybercrime adequately covered by the national strategic framework	Extent to which cybercrime is mentioned in the national strategic framework

Output indicators – Examples

×	✓
New DRR strategy adopted and implemented	Status of the national DRR strategy (target: draft accepted by the Ministry)
Number of trainings organised	Number of farmers trained by the intervention who increased their knowledge and skills in organic farming (disaggregated by sex and district)



THANK YOU



ROM
RESULTS ORIENTED
MONITORING

