

Team Europe's Official Development Assistance to Rwanda


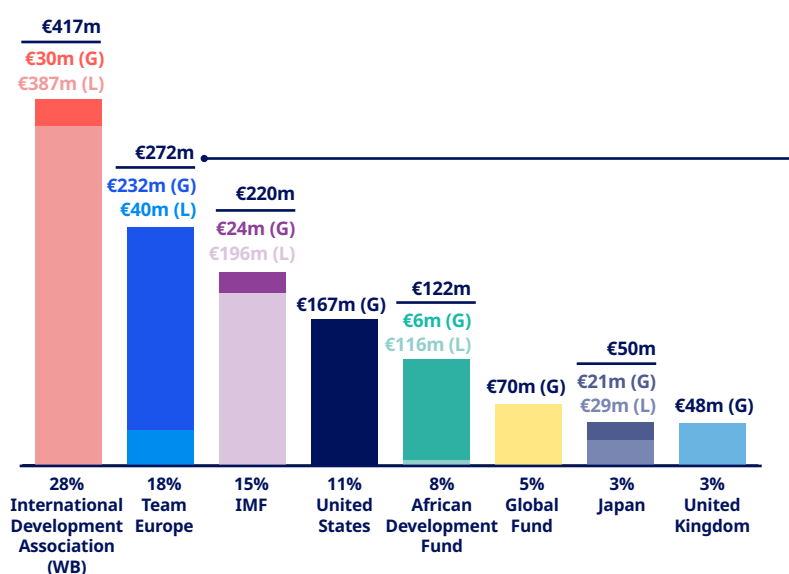
#GLOBALGATEWAY

#TEAMEUROPE

Rwanda's partners in 2020

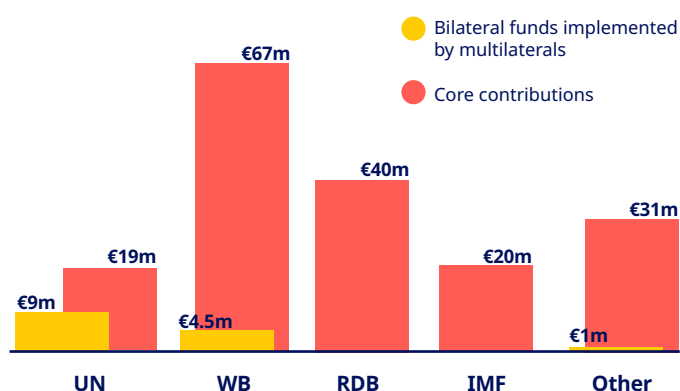
Based on bilateral ODA disbursements and multilateral outflows of Team Europe and the top 10 individual donors

(G=Grants, L=Loans, E=Equity Investment)

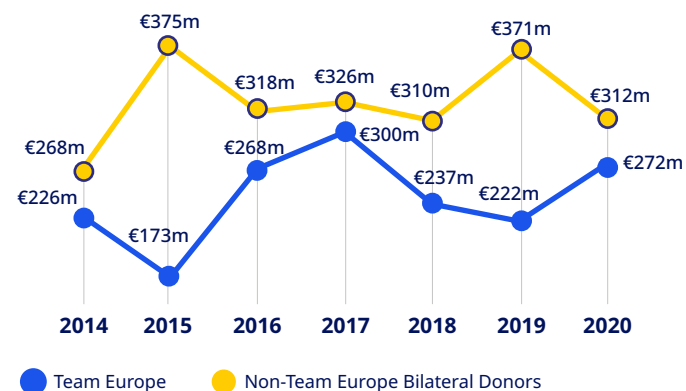


*France, Netherlands, Sweden, Denmark, Ireland, Luxembourg, Spain, Italy, Poland, Austria, Finland, Slovenia, Slovak Republic, Hungary and Romania.

Team Europe's funds through multilaterals



Bilateral ODA trends 2014-2020 (constant prices)



Team Europe's ODA targeting climate change

CLIMATE MITIGATION

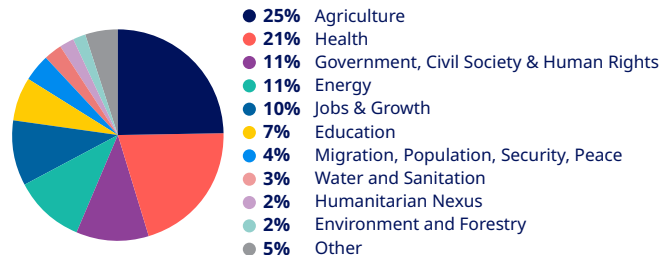
€3m 1%
€36m 14%

CLIMATE ADAPTATION

€8m 3%
€85m 32%

Principal objective
Significant objective

Main sectors funded by Team Europe



For more information contact:
DG International Partnerships:
Intpa-Team-Europe-support@ec.europa.eu

DG Neighbourhood and Enlargement
Negotiations:
Near-joint-programming@ec.europa.eu

European External Action Service:
ECO-FIIC-PROGRAMMING@eeas.europa.eu

On ODA targeting climate change:
Percentage shares refer to the part of the total ODA volume which has been screened for these markers. Activities can target climate mitigation and climate adaptation at the same time, hence the respective figures cannot be added up without double-counting.

Source: OECD.Stat: DAC 2a and CRS
Exchange rate: \$1 = €0.8775
(OECD-DAC exchange rate for 2020)

Team Europe Initiative and Joint Programming
Tracker:
<https://europa.eu/capacity4dev/tei-jp-tracker/>

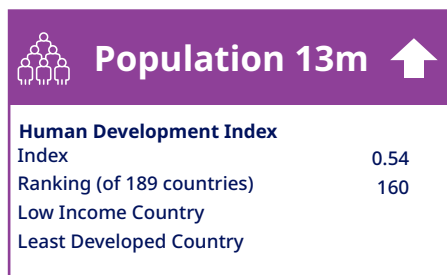
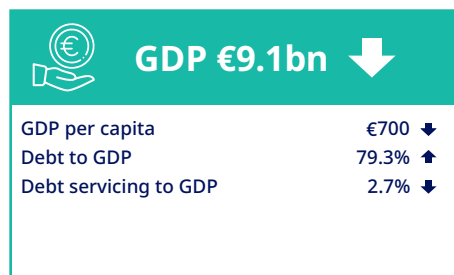
Team Europe refers to the EU and its Member States, incl. their development finance institutions and implementing agencies, as well as EIB and EBRD (note: EBRD does not provide ODA).

RDBs = Regional Development Banks.

Investing in Sustainable Development in Rwanda

#GLOBALGATEWAY

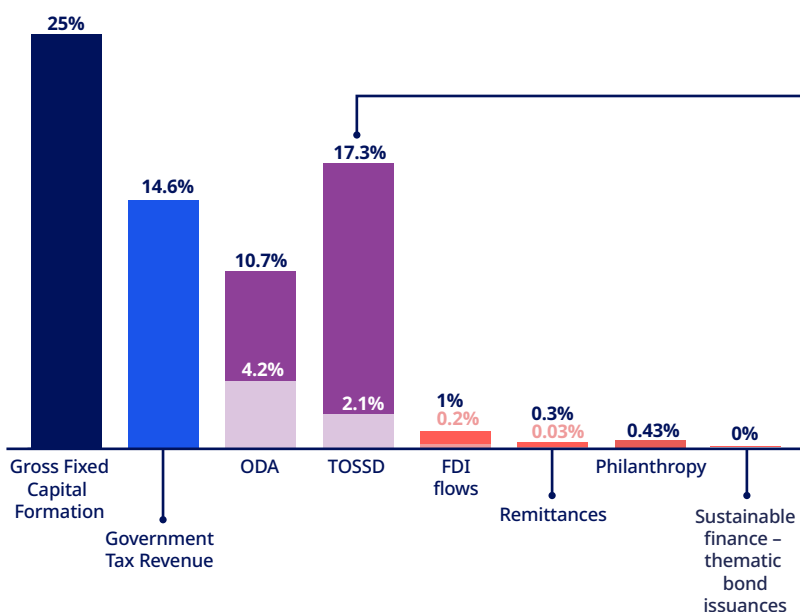
#TEAMEUROPE



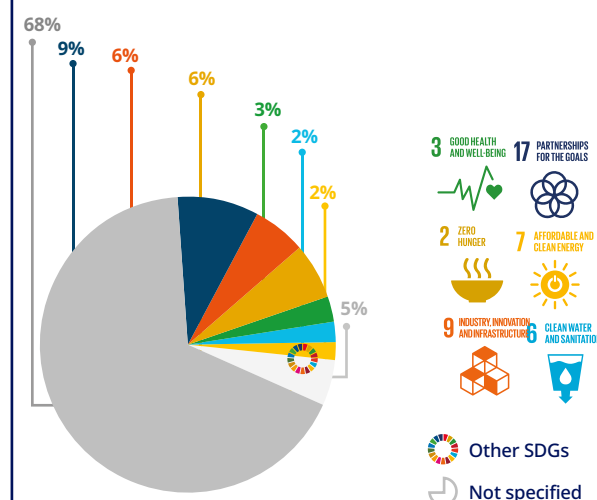
Compared to latest year with available data

Financing for development as % share of GDP

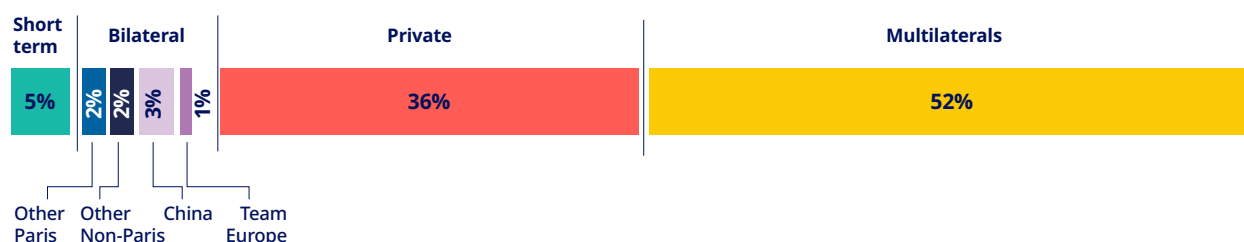
Public domestic Private domestic Public international Private international EU/MS shares



Total Official Support for Sustainable Development by SDG



External debt stock €7.2bn ↑



For more information contact:
INTPA-SUSTAINABLE-FINANCE@ec.europa.eu

Exchange rate: \$1 = €0.8775 (OECD-DAC exchange rate for 2020).

Where 2020 data is not available, data for the latest available year has been used.

Data on remittances from Team Europe is taken from KNOMAD-World Bank staff estimates, Bilateral Remittance Matrix 2019.

Sources: OECD-DAC International Development Statistics (IDS) online databases: (a) DAC Online and (b) Creditor Reporting System; World Bank (World Development Indicators, Remittances database, International Debt Statistics, Joint External Debt Hub, Data Help Desk, Income classification, Classification of Fragile and Conflict-Affected Situations); UNDP (Human Development Report 2020); UN (List of LDCs for 2020); IMF (Direction of Trade Statistics); EUROSTAT (Balance of Payment Statistics, EU FDI data); tossd.online; Climate Bonds Initiative.

Team Europe refers to the EU and its Member States, incl. their development finance institutions and implementing agencies, as well as EIB and EBRD (note: EBRD does not provide ODA).

Paris refers to debts to the Paris Club of creditors (22 countries).

Gross fixed capital formation is a measure of total investment in the domestic economy (overlap with FDI).

For more information on TOSSD: www.tossd.org