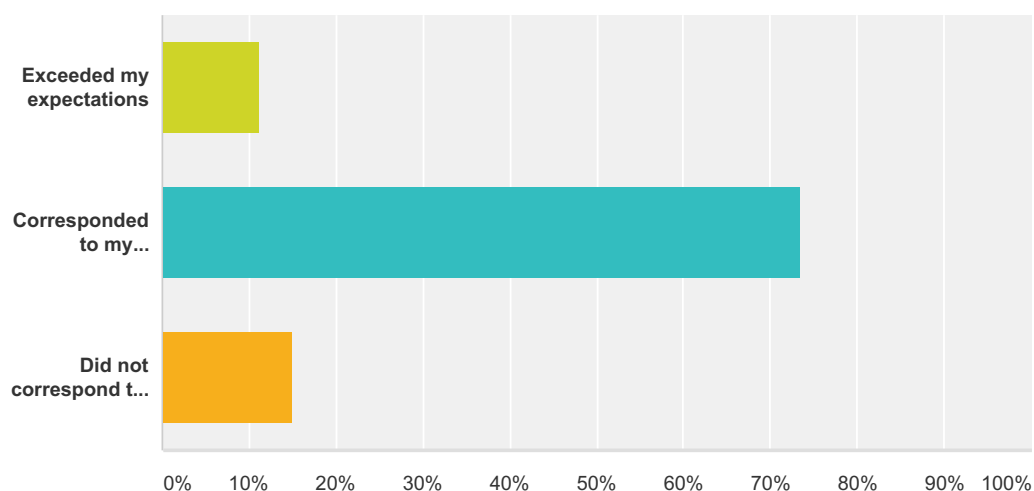


Q1 How well were your expectations for the seminar met?

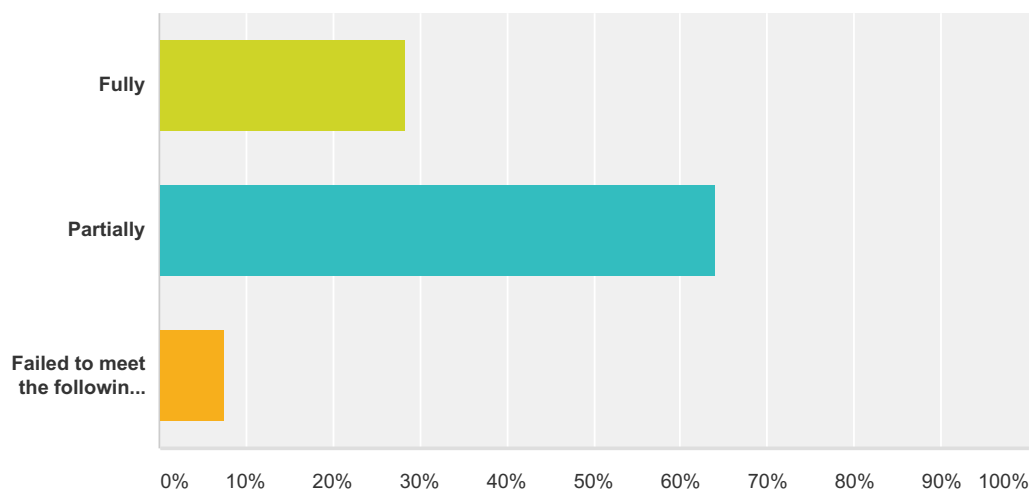
Answered: 53 Skipped: 0



Answer Choices	Responses	
Exceeded my expectations	11.32%	6
Corresponded to my expectations	73.58%	39
Did not correspond to my expectations because:	15.09%	8
Total		53

Q2 How well were the announced objectives met?

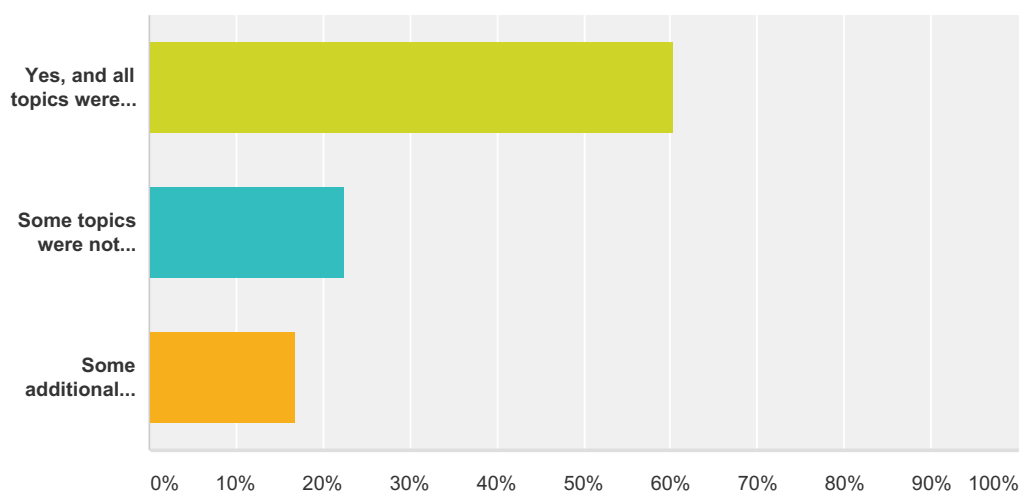
Answered: 53 Skipped: 0



Answer Choices	Responses	
Fully	28.30%	15
Partially	64.15%	34
Failed to meet the following objectives:	7.55%	4
Total		53

Q3 Coverage of seminar topics. Did the seminar cover all topics necessary?

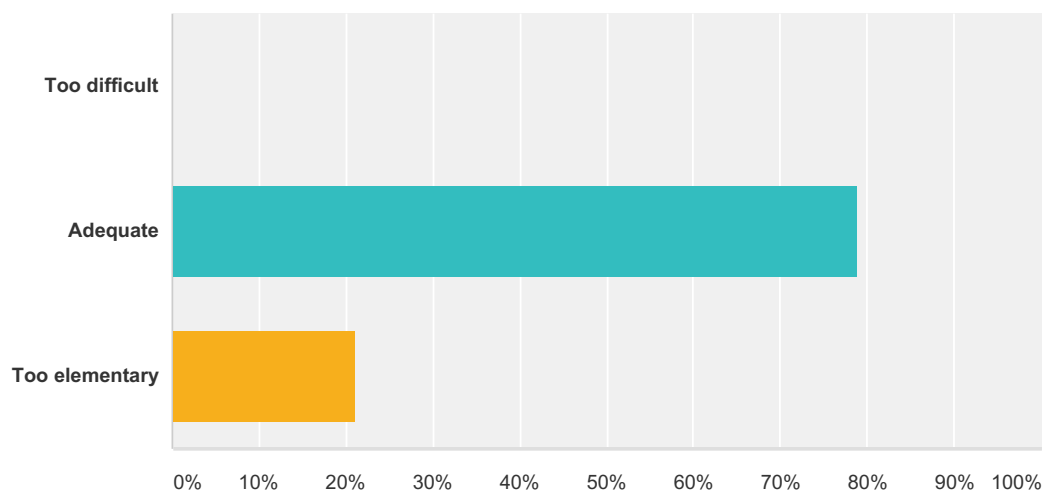
Answered: 53 Skipped: 0



Answer Choices	Responses	
Yes, and all topics were relevant	60.38%	32
Some topics were not necessary (please specify below)	22.64%	12
Some additional topics should be included (please specify below)	16.98%	9
Total		53

Q4 In your view, was the seminar level:

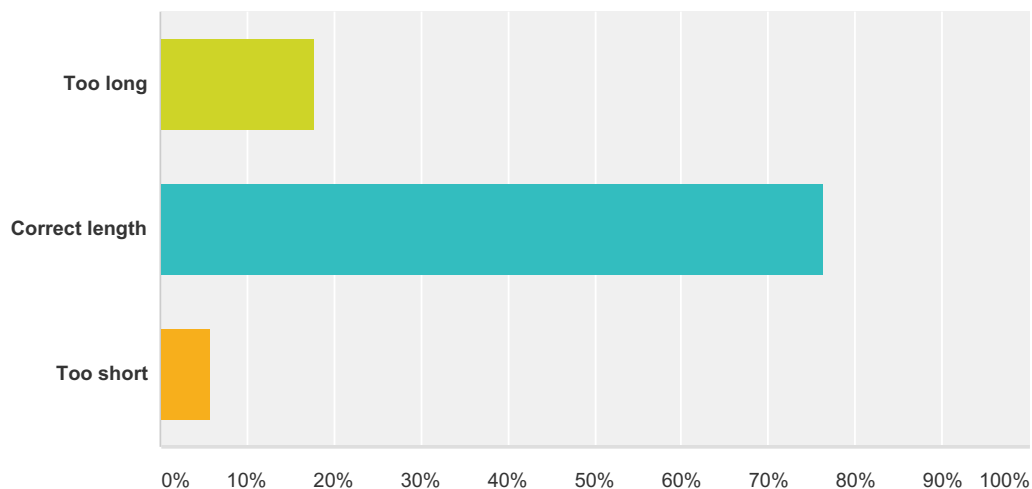
Answered: 52 Skipped: 1



Answer Choices	Responses	
Too difficult	0.00%	0
Adequate	78.85%	41
Too elementary	21.15%	11
Total		52

Q5 In your view, was the seminar length:

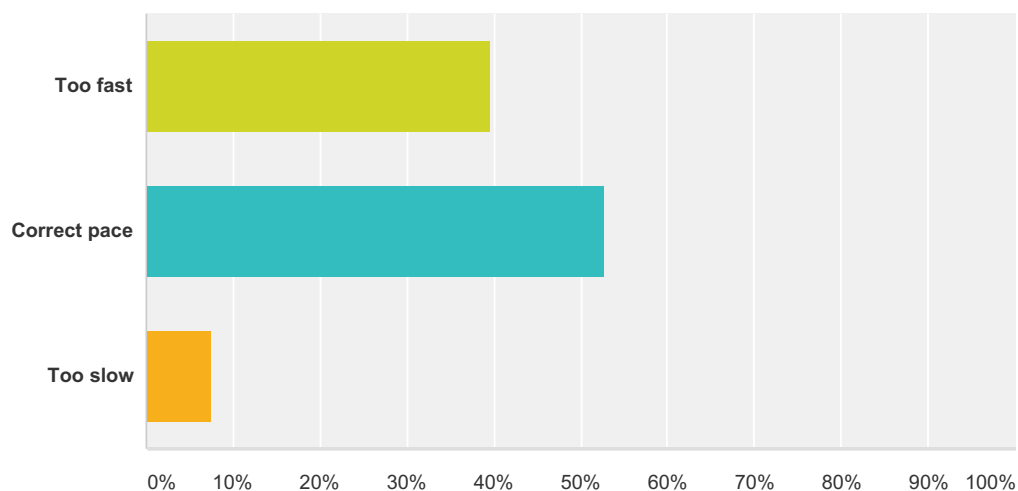
Answered: 51 Skipped: 2



Answer Choices	Responses
Too long	17.65% 9
Correct length	76.47% 39
Too short	5.88% 3
Total	51

Q6 In your view, was the seminar pace:

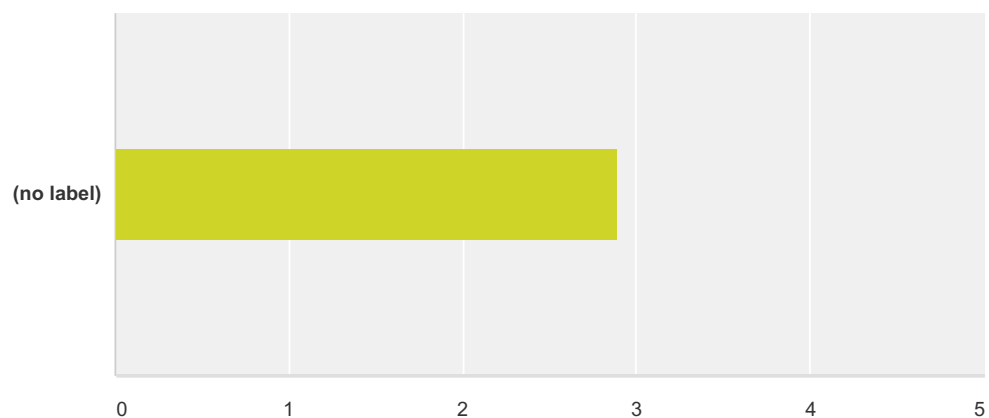
Answered: 53 Skipped: 0



Answer Choices	Responses	
Too fast	39.62%	21
Correct pace	52.83%	28
Too slow	7.55%	4
Total		53

Q7 What is your evaluation of the trainers facilitating the seminar?

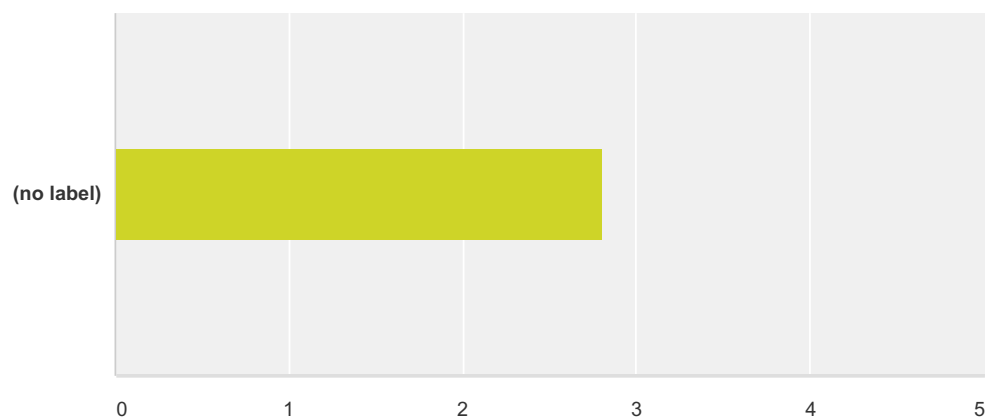
Answered: 53 Skipped: 0



	Poor	Fair	Good	Excellent	Total	Average Rating
(no label)	3.77% 2	20.75% 11	58.49% 31	16.98% 9	53	2.89

Q8 What is your evaluation of the EC staff involved in the seminar?

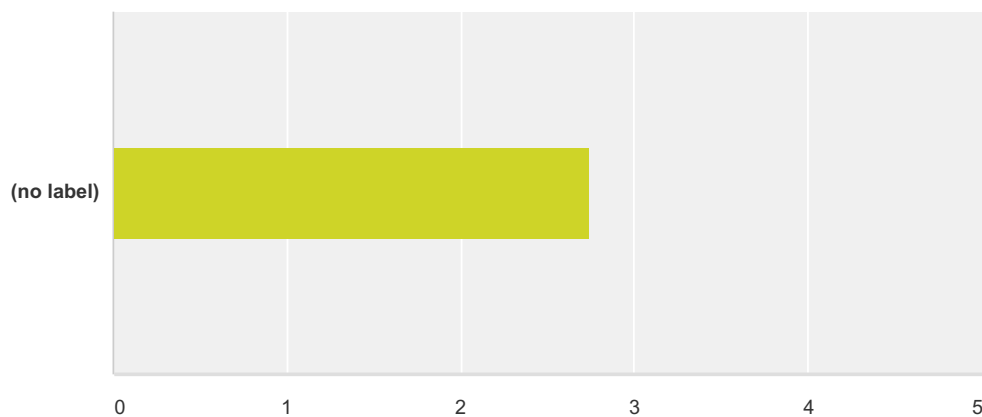
Answered: 53 Skipped: 0



	Poor	Fair	Good	Excellent	Total	Average Rating
(no label)	0.00% 0	28.30% 15	62.26% 33	9.43% 5	53	2.81

Q9 What is your evaluation of the logistics support provided (assistance in participation, travel, lodging, etc.)?

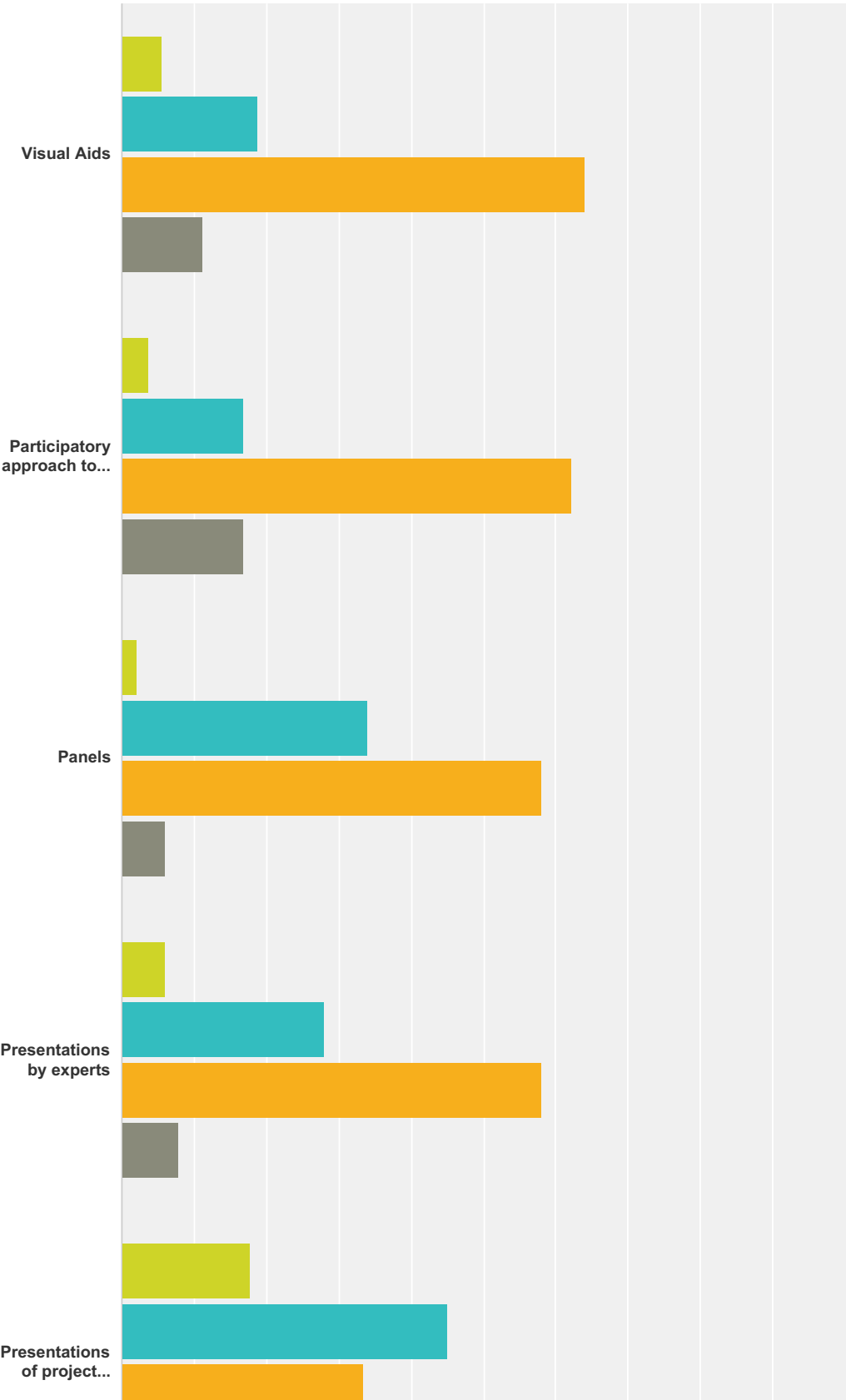
Answered: 52 Skipped: 1

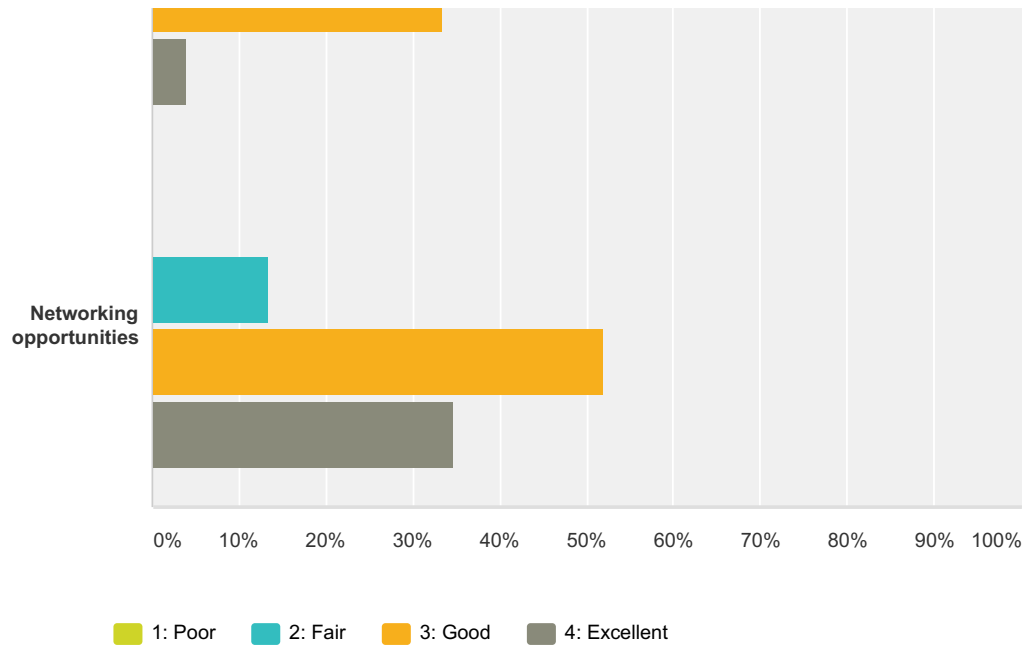


	Poor	Fair	Good	Excellent	Total	Average Rating
(no label)	7.69% 4	28.85% 15	44.23% 23	19.23% 10	52	2.75

Q10 What did you think of the way in which the seminar was delivered?

Answered: 53 Skipped: 0

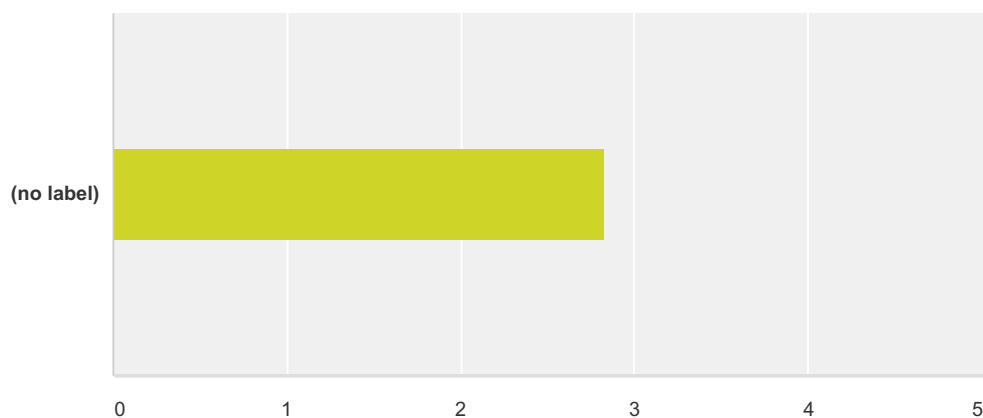




	1: Poor	2: Fair	3: Good	4: Excellent	Total
Visual Aids	5.66% 3	18.87% 10	64.15% 34	11.32% 6	53
Participatory approach to facilitation	3.77% 2	16.98% 9	62.26% 33	16.98% 9	53
Panels	2.00% 1	34.00% 17	58.00% 29	6.00% 3	50
Presentations by experts	6.00% 3	28.00% 14	58.00% 29	8.00% 4	50
Presentations of project stories	17.65% 9	45.10% 23	33.33% 17	3.92% 2	51
Networking opportunities	0.00% 0	13.46% 7	51.92% 27	34.62% 18	52

Q11 What is your overall rating for this seminar?

Answered: 53 Skipped: 0



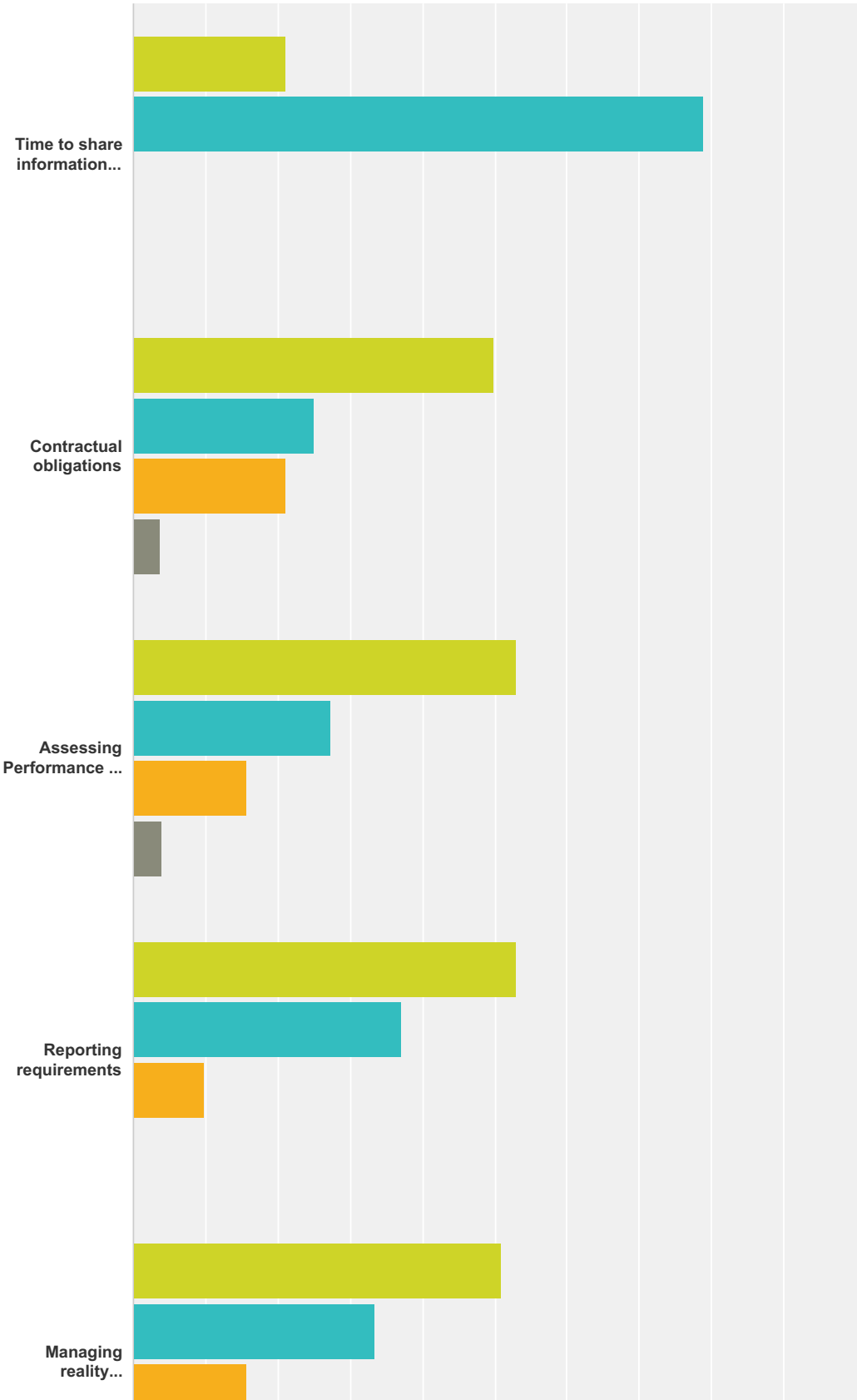
	Poor	Fair	Good	Excellent	Total	Average Rating
(no label)	1.89% 1	20.75% 11	69.81% 37	7.55% 4	53	2.83

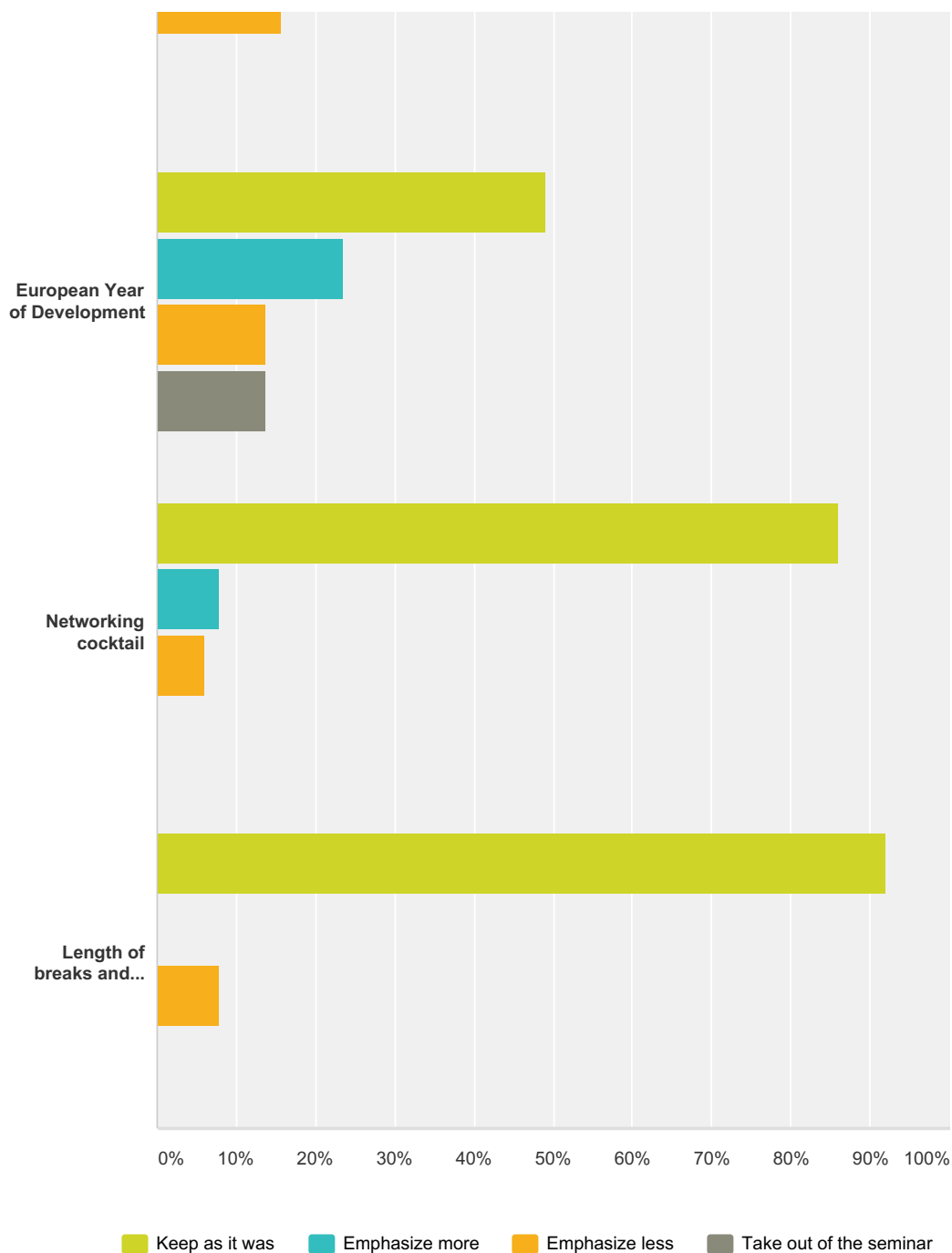
Q12 What suggestions would you make for improving the seminar?

Answered: 38 Skipped: 15

Q13 What adjustments should be made for the next follow up seminar?

Answered: 52 Skipped: 1





	Keep as it was	Emphasize more	Emphasize less	Take out of the seminar	Total
Time to share information about your project with your task manager	21.15% 11	78.85% 41	0.00% 0	0.00% 0	52
Contractual obligations	50.00% 26	25.00% 13	21.15% 11	3.85% 2	52
Assessing Performance and monitoring outcomes	52.94% 27	27.45% 14	15.69% 8	3.92% 2	51
Reporting requirements	52.94% 27	37.25% 19	9.80% 5	0.00% 0	51

Managing reality (planning, sustainability, partnership, phasing out)	50.98% 26	33.33% 17	15.69% 8	0.00% 0	51
European Year of Development	49.02% 25	23.53% 12	13.73% 7	13.73% 7	51
Networking cocktail	86.00% 43	8.00% 4	6.00% 3	0.00% 0	50
Length of breaks and lunchtimes	92.16% 47	0.00% 0	7.84% 4	0.00% 0	51