


# Team Europe's Official Development Assistance to Mali - 2021

#GLOBALGATEWAY

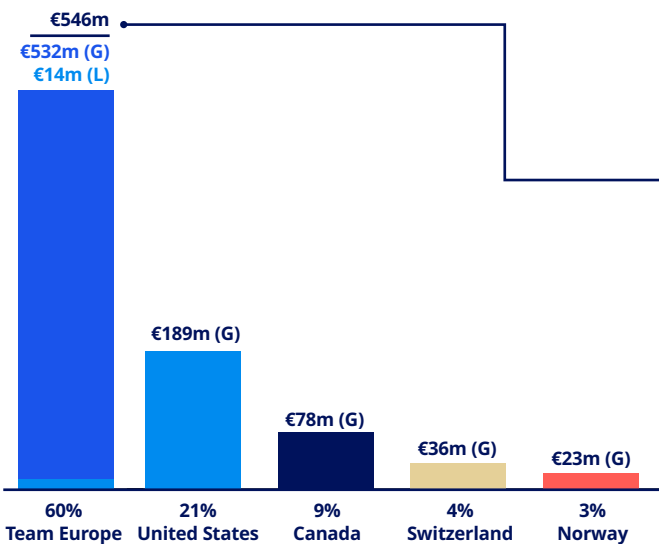
#TEAMEUROPE



## Mali's partners in 2021

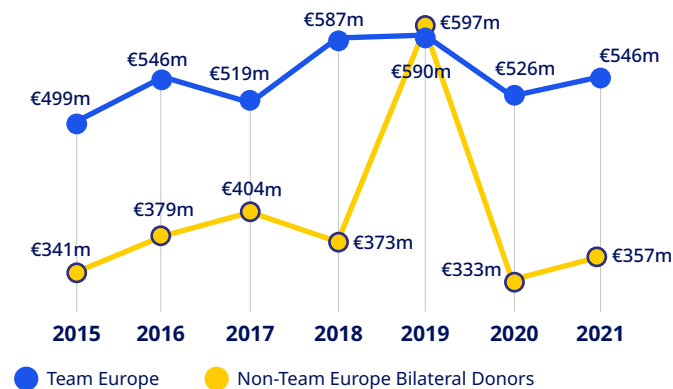
Based on bilateral ODA disbursements of Team Europe and the top 10 individual donors.

(G=Grants, L=Loans, E=Equity Investment)

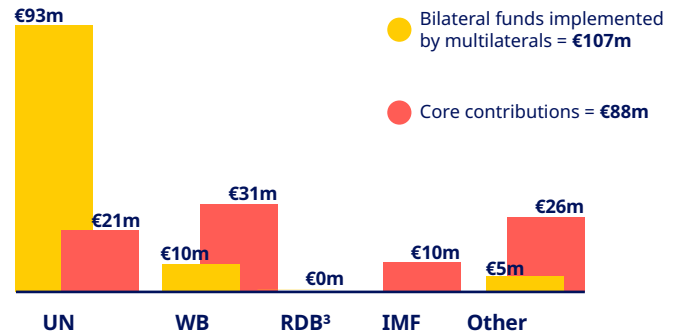


\* The figures for Team Europe in this list include the ODA from the Team Europe actors  
\*\*Belgium, Luxembourg, Spain, Italy, Czech Republic, Austria, Finland, Ireland, Portugal, Lithuania, Hungary, Poland, Latvia and Romania.

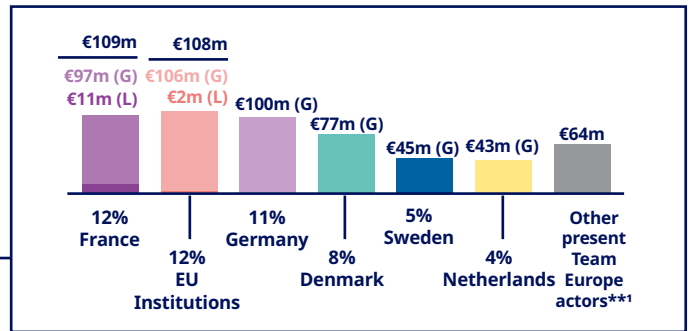
## Bilateral ODA trends 2015-2021 (constant prices)



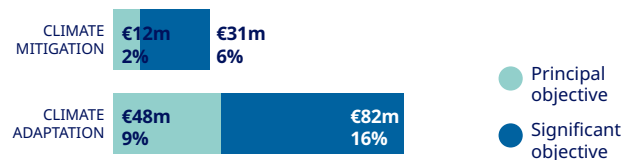
## Team Europe's funds through multilaterals<sup>2</sup>



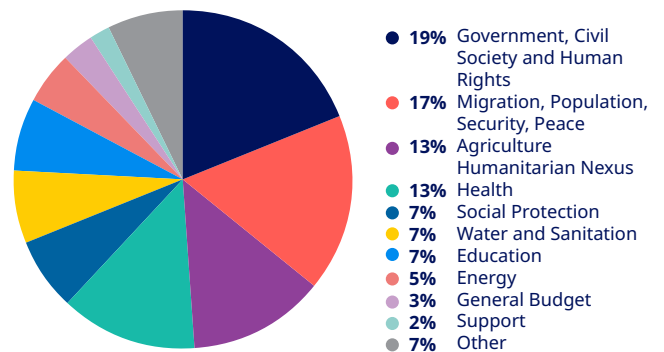
Potential differences between totals and the apparent sum of individual amounts are due to rounding.



## Team Europe's ODA targeting climate change<sup>4</sup>



## Main sectors funded by Team Europe



For more information contact:

DG International Partnerships:  
Intpa-Team-Europe-support@ec.europa.eu

DG Neighbourhood and Enlargement Negotiations:  
Near-joint-programming@ec.europa.eu

European External Action Service:  
ECO-FIIC-PROGRAMMING@eeas.europa.eu

Team Europe Initiative and Joint Programming Tracker:  
<https://europa.eu/capacity4dev/tei-jp-tracker/>

<sup>1</sup> Team Europe refers to the EU and its Member States, including their development finance institutions and implementing agencies, as well as EIB and EBRD (note: EBRD does not provide ODA).

<sup>2</sup> The graph presents Team Europe's total use of the multilateral system, i.e. both their multilateral aid ("Core contributions to") and their bilateral aid channelled through ("Contributions through") multilateral organisations. "Core contributions to" are resources transferred to multilateral organisations that the governing boards of these organisations have the unqualified right to allocate as they see fit within the limits prescribed by the organisation's mandate. Bilateral funds implemented by multilaterals ("Contributions through") are resources channelled through multilateral organisations over which the donor retains some degree of control on decisions regarding disposal of the funds; such flows may be earmarked for a specific country, project, region, sector or theme.

<sup>3</sup> RDBs = Regional Development Banks.

<sup>4</sup> On ODA targeting climate change: Percentage shares refer to the part of the total ODA volume which has been screened for these markers. Activities can target climate mitigation and climate adaptation at the same time, hence the respective figures cannot be added up without double-counting.

Source: OECD.Stat: DAC 2a and CRS

Exchange rate: \$1 = €0.8456 (OECD-DAC exchange rate for 2021)