



# HEALTHCARE

## GHANA 2023

### EU BUSINESSES SURVEYED IN THE HEALTHCARE SECTOR

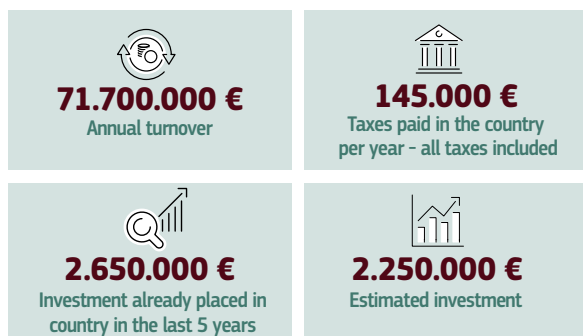


### SIZE OF EU BUSINESSES SURVEYED BY NUMBER OF EMPLOYEES


Company size (direct employees)



### ECONOMIC IMPACT OF SURVEYED EU BUSINESSES IN GHANA



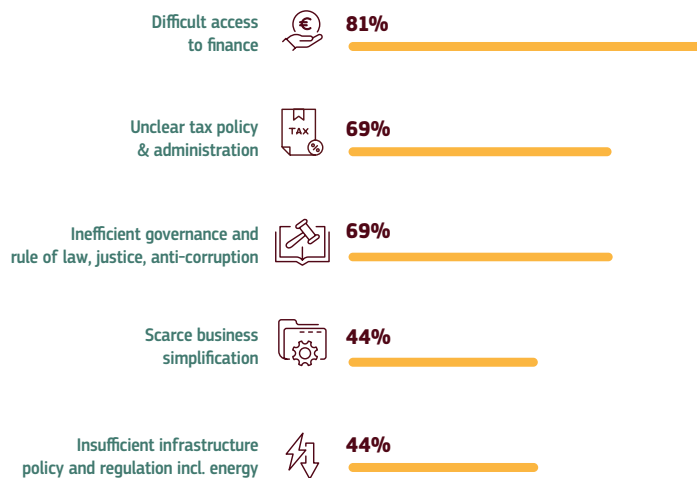
### SOCIAL IMPACT OF SURVEYED EU BUSINESSES IN GHANA



### MAIN SOURCES OF CAPITAL OF EU INVESTMENT MAPPING RESPONDENTS



### TOP INVESTMENT BARRIERS FACED BY EU BUSINESSES SURVEYED



The figures included in this infographic only reflect the aggregation of the responses received from EU businesses in Ghana operating in the healthcare sector. No extrapolation is conducted to represent the totality of EU businesses in Ghana.