




ENERGY AND ENVIRONMENTAL SERVICES

GHANA 2023

EU BUSINESSES SURVEYED IN THE ENERGY AND ENVIRONMENTAL SERVICES SECTOR

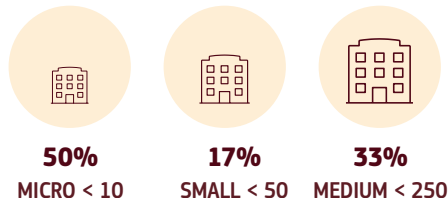


SOCIAL IMPACT OF SURVEYED EU BUSINESSES IN GHANA

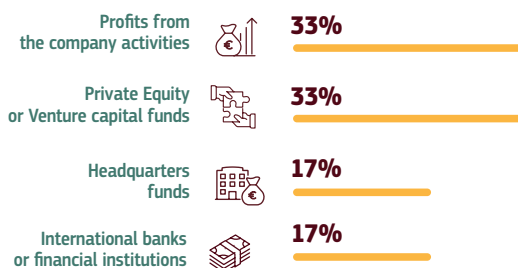


SIZE OF EU BUSINESSES SURVEYED BY NUMBER OF EMPLOYEES

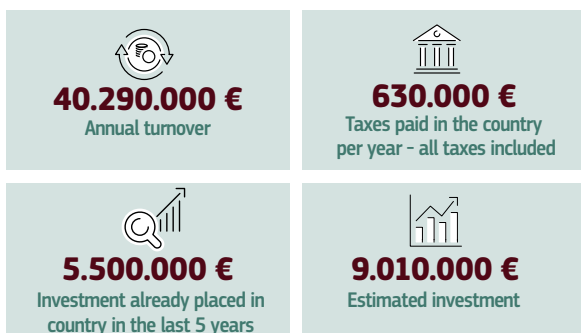
Company size (direct employees)



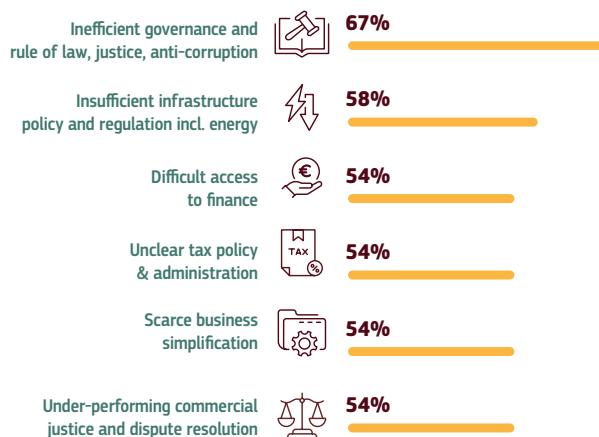
MAIN SOURCES OF CAPITAL OF EU INVESTMENT MAPPING RESPONDENTS



ECONOMIC IMPACT OF SURVEYED EU BUSINESSES IN GHANA



TOP INVESTMENT BARRIERS FACED BY EU BUSINESSES SURVEYED



The figures included in this infographic only reflect the aggregation of the responses received from EU businesses in Ghana operating in the energy and environmental services. No extrapolation is conducted to represent the totality of EU businesses in Ghana.