

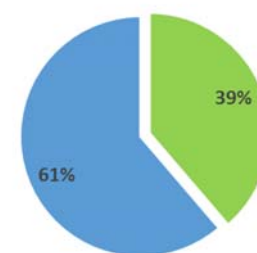
The Gambia



Social and economic set-up

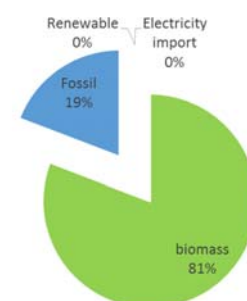
	Year	Unit	Value
Total population	2014	Million	1.908 ¹
Population growth	2014	%	3.2 ¹
Surface	2014	km ²	11,300 ¹
GDP (current US\$)	2014	Billion USD	0.918 ¹
GDP per capita (current international \$)	2014	USD per cap	502
GDP growth	2014	Annual %	-0.2 ¹
Fragile state	2014	Status	Yes (low revenue)
Governance (Mo Ibrahim index)	2014	Index/rank	51.6/23
Variation of governance over 5 years	2014	Index	-0.9
Human development index	2013	Index/rank	0.441/172

■ Rural population
■ Urban population



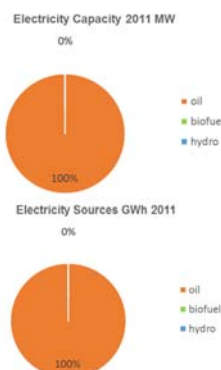
Energy used (1 million toe = 11,65 MWh)

	Year	Unit	Value
Primary Energy – TPES	2010	Million toe	0.546
Primary Energy – Biomass	2010	Million toe	0.439
Primary Energy – Fossil	2010	Million toe	0.105
Primary Energy – Renewable (incl. hydro)	2010	Million toe	0.0002
Primary Energy – Electricity import	2010	Million toe	0
Primary Energy – Net oil import	2010	Million toe	0.105
Final Energy – Total	2010	Million toe	0.496
Final Energy – Modern energy BLEN ²	2010	Million toe	0.02
Final Energy – Electricity	2012	TWH	0.232



Electricity

Peak demand
Installed connected capacity
Thermal installed capacity (fossil fuels)
Hydro installed capacity
Renewable installed capacity (excl. hydro)
IPP/installed capacity
Electricity generation
Electricity generation from fossil fuels
Electricity generation from hydro
Electricity generation from renewable
Electricity consumption including self-consumption and losses
Average energy consumption/capita
Losses (total, technical and non-technical) as % of the production
Losses (total, technical and non-technical)
Imports (+) exports (-)
Total electrification rate
Urban/rural electrification rate
HV lines ⁴
MV lines ⁴
LV lines ⁴
Renewable energy/total electricity generation
Connections to low voltage grid
Average tariff/social
Ratio cost/tariff



Year	Unit	Value
2011	MW	132
2014	MW	65
2014	MW	65
2014	MW	0
2014	MW	0
2014	%	To be confirmed
2012	GWh	232
2012	GWh	232
2012	GWh	0
2012	GWh	0
2012	GWh	232
2012	KWh per cap	121
2011	%	31.2
2012	GWh	72
2012	GWh	0
2012	%	31 ³
2012	%	39/18
2012	km	0
2012	km	385
2012	km	94
2012	%	0
2011	Thousand	98.1
2012	US\$/kWh	28/xx
2012	%	To be confirmed

¹ <http://donnees.banquemondiale.org>; ² BLEN includes GPL, electricity, natural gas and biogas; ³ SE4ALL Action Agenda; ⁴ HV (90-225 kV); MT (15-33 kV); LV (220 V).



Legal, regulatory and institutional framework

Energy policy	Energy Policy (2005); Electricity strategy and Action Plan (2012); The Gambia vision 2020 (1996); Programme for Accelerated Growth and Employment (PAGE) 2012-2015; Investment Promotion Policy; National Investment Program on Access to Energy Services NIPAES (2012); Renewable Readiness Assessment (2013)
Energy law	Public Utility Regulatory Act (2001); Electricity Act (2005); GIEPA Act (2010); renewable energy act (2014)
Ministerial implementation decrees	To be confirmed
Electricity/energy regulator	Public Utility Regulatory Authority (PURRA); Ministry of Finance and Economic Affairs (MOFEA); Department of Forestry; The Office of the President (OP) ultimately has the final authority on the regulations, tariffs, and on contracting of any IPPs
Operators in charge of electricity	National Water and Electric Company (NAWEC)
Institution in charge of rural electrification	To be confirmed
Institution in charge of renewable energy	Gambia Renewable Energy Centre (GREC)
Institution in charge of energy conservation and energy efficiency	To be confirmed
Energy objectives	The draft electricity strategy has made a recommendation that renewable resources contribute to 5% to the electricity generation mix by 2020
Policy for energy purchase tariff	None; an attractive FIT rate will be introduced for on-grid investors in the up-coming renewable energy law
Policy for net metering	Power-up Gambia (PUG) has a net metering arrangement with the utility to send excess solar power to the grid and draw it back at night.
Public procurement procedures (auctions)	To be confirmed
Unbundling of production/transport/distribution	To be confirmed

Private sector and business environment

Institutions in charge of private sector promotion	Gambia Investment and Export Promotion Agency (GIEPA)
Incentives measures	Investment and Export Promotion Agency Act 2010; Investment Promotion Act 2001; Free Zones Act 2001; Waiver on import duty and sales tax on Renewable Energy Equipment (2005)
Traditional subsidies	To be confirmed
IPP (Independent power producer)	Global Electric Gambia (GEG) in Brikama, handed over to NAWEC; Batakunku wind power
Public-Private partnership	To be confirmed
Business index	Ranked 151 out of 186 economies by World Bank in 2016

International cooperation in the energy sector

Joint Declaration EU-Country	None
Energy as focal sector in the 11th EDF	No
Donors present in the country	EU, World Bank, AfDB; GEF; GEF-UNIDO, IDB, EBID, BADEA, OFID, BANDES, DANIDA, GIZ
Sectorial coordination mechanism	To be confirmed

Main concerns

- Speed up renewable energy law
- Establish standards and labels for renewable energy equipment
- Revive The Gambia renewable energy centre (GREC)
- Assess, update and validate solar, biomass and wind resource mapping
- Establish renewable energy fund and identify funding sources
- Build stakeholder capacity (policy makers, regulator and the private sector)
- Allocate land for renewable energy use