



DHIS2 (DISTRICT HEALTH INFORMATION SYSTEM 2)

Presentation Overview

- ❖ Learn about HISP, DHIS2 and the community behind the software
- ❖ Brief history of DHIS2 implementation
- ❖ A quick overview of DHIS2 features
- ❖ DHIS2 Community Android App Training Manual

HISP (HEALTH INFORMATION SYSTEM PROGRAM)

-Is a global action research network initiated as department of informatics through a collaboration between University of Oslo and University of Western Cape in 1994 funded by Norad.

DHIS2(DISTRICT HEALTH INFORMATION SYSTEM 2)

-Is an open source software platform enabling governments and organizations to collect, manage and analyze data in health domain and beyond.

-It is a development project by the health information system program (HISP).

Brief History of DHIS2

- 1998 – DHIS1 was created and used in South Africa.
- 2000 – DHIS1 pilot in India, Mozambique and Malawi
- 2006 – First DHIS2 pilot in Kerala, India
- 2008 – Implementation in Sierra Leone
- 2010 – First online DHIS2 national installation in Kenya. Mobile projects in India, Uganda and Zambia
- 2012 – National online DHIS2 in Ghana and Uganda. Mobile projects in India, Uganda and Zambia
- 2014 – DHIS2 used in 46 countries by ministries and other organizations.

DHIS2 can be used to:

- To monitor patient health
- Improve disease surveillance
- Pinpoint outbreaks
- Speed up health data access for health facilities and governments.
- DHIS2 in Kenya collects data at both facility and community level. It is maintained by the Ministry of Health and The University of Nairobi.
- Health data collected at community level is part of the national community health strategy in Kenya.
- Data is collected at community level using Government 513 and 514 forms and uploaded to DHIS2 by PHOs.

Here is a picture of the MOH 513 and MOH 514



REPUBLIC OF KENYA – MINISTRY OF HEALTH



HOUSEHOLD REGISTER MOH513

NAME OF CHU:		COUNTY:	
MCHUL CODE:		SUB COUNTY:	
LINK FACILITY:		DIVISION:	
NAME OF CHW:		LOCATION:	
NAME OF VILLAGE:		SUB LOCATION:	
START DATE:		END DATE:	

HOUSEHOLD LEVEL INDICATORS		Mother															Child			
Date of Data Collection	Village Name	Household Number	Household has a functional latrine in use (✓/X)	Household with hand washing facilities (✓/X)	Household using treated water (✓/X)	A	B	C	D	E	F	G	H	I	J	K	L	M	N	
AG	AH	AI	AJ	AK	AL															
Total																				

Date of Data Collection	Village Name	Household Number	Household has a functional latrine in use (✓/X)	Household with hand washing facilities (✓/X)	Household using treated water (✓/X)
AG	AH	AI	AJ	AK	AL

AG, AH, AI contain data similar to A, B and C respectively.



MINISTRY OF HEALTH

REPUBLIC OF KENYA – MINISTRY OF HEALTH



Community
Health Services
"Afya Yetu, Jukumu Letu"

SERVICE DELIVERY LOG BOOK MOH514

NAME OF CHU:		COUNTY:	
MCHUL CODE:		SUB COUNTY:	
LINK FACILITY:		DIVISION:	
NAME OF CHV:		LOCATION:	
NUMBER OF HH:		SUB LOCATION:	
START DATE:		END DATE:	

COLUMN	TITLE	DATA DEFINITIONS / EXPLANATIONS
Basic Information		
A	Date	The date when the household member receives a service from a Community Health Volunteer. It is recorded as DD/MM/YY, for example, 31/07/14
B	Village Name	The name of the village where the household is located
C	Household number	This is a unique identification number, which is assigned to a household during registration
D	Name of household member	Record the individual names that identify a household member - Record at least THREE names FOR EXAMPLE James Karani Bosire.
Mother Information		
E	Pregnant	Record by Indicating with a tick (✓) when a household female member is pregnant or (X) if the household female member is not pregnant. The CHV should observe or ask the woman in the household. Record N/A if the member is not a woman of reproductive age (15-49 years)
F	Pregnant woman counselled on Individual Birth Plan (IBP)	Record by Indicating with a tick (✓) when the pregnant woman has been counselled on Individual Birth Plan (IBP) or (X) if not. Record N/A if the member is not a pregnant woman
G	Woman delivered by unskilled attendant	Record by marking with a tick (✓) if delivery since the last visit was by an unskilled attendant. Note – traditional birth attendants (TBA) are considered unskilled. Record N/A if the member is not a woman who delivered since last visit
H	Woman delivered by skilled attendant	Record by marking with a tick (✓) if delivery since the last visit was by skilled attendant. Note – traditional birth attendants (TBA) are considered not skilled attendants. Record N/A if the member is not a woman who delivered since last visit
I	New-born visited at home within 48 hours of delivery	Record by Indicating with a tick (✓) if New-born (0-28 days) was visited at home within 48 hours of delivery or (X) if not. Record N/A if the member is not a new-born
J	Mother with new-born counselled on Exclusive Breast Feeding (EBF)	Record by Indicating with a tick (✓) if a mother with new-born (0-28 days) is counselled on Exclusive Breast Feeding (EBF) or (X) if not. Record N/A if the household member is not a mother of a new-born
K	Woman 15-49yrs provided with Family Planning commodities by CHVs	Record by Indicating with a tick (✓) if a Woman 15-49 years is provided with Family Planning commodities by CHVs or (X) if a woman of 15-49 years was not provided. Record N/A if the member is not a woman of reproductive age (15-49 years)
Child Information		
L	Child 0-59 months participating in growth monitoring	Record by Indicating with a tick (✓) if a child 0-59 months is participating in growth monitoring or (X) if not. Record N/A if the household member is not a child of 0-59 months
M	Child 6-59 months with MUAC (Red) indicating severe malnutrition	Record by Indicating with a tick (✓) if a child 6-59 months has MUAC (Red) indicating severe malnutrition or (X) if not. Record N/A if the household member is not a child of 6-59 months
N	Child 6-59 months with MUAC (Yellow) indicating moderate malnutrition	Record by Indicating with a tick (✓) if a child 6-59 months has MUAC (Yellow) indicating moderate malnutrition or (X) if not. Record N/A if the household member is not a child of 6-59 months
O	Child 12-59 months dewormed	Record by marking a tick (✓) when the child 12-59 months in the household was dewormed in the last 6 months or (X) if the child was not. Record N/A if the household member is not a child of 12-59 months
Referrals Information		
P	Pregnant woman referred for ANC	Record by marking a tick (✓) when the pregnant woman is referred for ANC or (X) if not. Record N/A if the household member is not a pregnant woman
Q	Pregnant women referred for skilled delivery	Record by marking a tick (✓) when the pregnant woman is referred for skilled delivery or (X) if not. Record N/A if the household member is not a pregnant woman
R	Woman referred for family planning services	Record by marking a tick (✓) when the woman of 15-49 years is referred for family planning services or (X) if not. Record N/A if the household member is not a woman of 15-49 years
R	Home delivery referred for Post Natal Care (PNC) Services	Record by marking a tick (✓) if a home delivery is referred for Post Natal Care (PNC) Services or (X) if not. Record N/A if the household member is not a mother who delivered at home
S	Child 0-11 months referred for immunization	Record by marking a tick (✓) if a child 0-11 months is referred for immunization services or (X) if not. Record N/A if the household member is not a child of 0-11 months
T	Child 6-59 months referred for Vitamin A supplementation	Record by marking a tick (✓) if a child between 6-59 months of age is referred for Vitamin A supplementation or (X) if not. Record N/A if the household member is not a child of 6-59 months
U	Cough more than 2 weeks referred	Record by marking a tick (✓) if a chronic cough for two or more weeks is referred to a health facility or (X) if not. Record N/A when the household member has not had chronic cough or had had it for less than 2 weeks
V	Referred for HIV Counselling and Testing (HCT)	Record by marking a tick (✓) if the household member is referred for HIV Counselling and Testing (HCT) or (X) if not. Record N/A for a small child

DHIS2 Tracker Capture

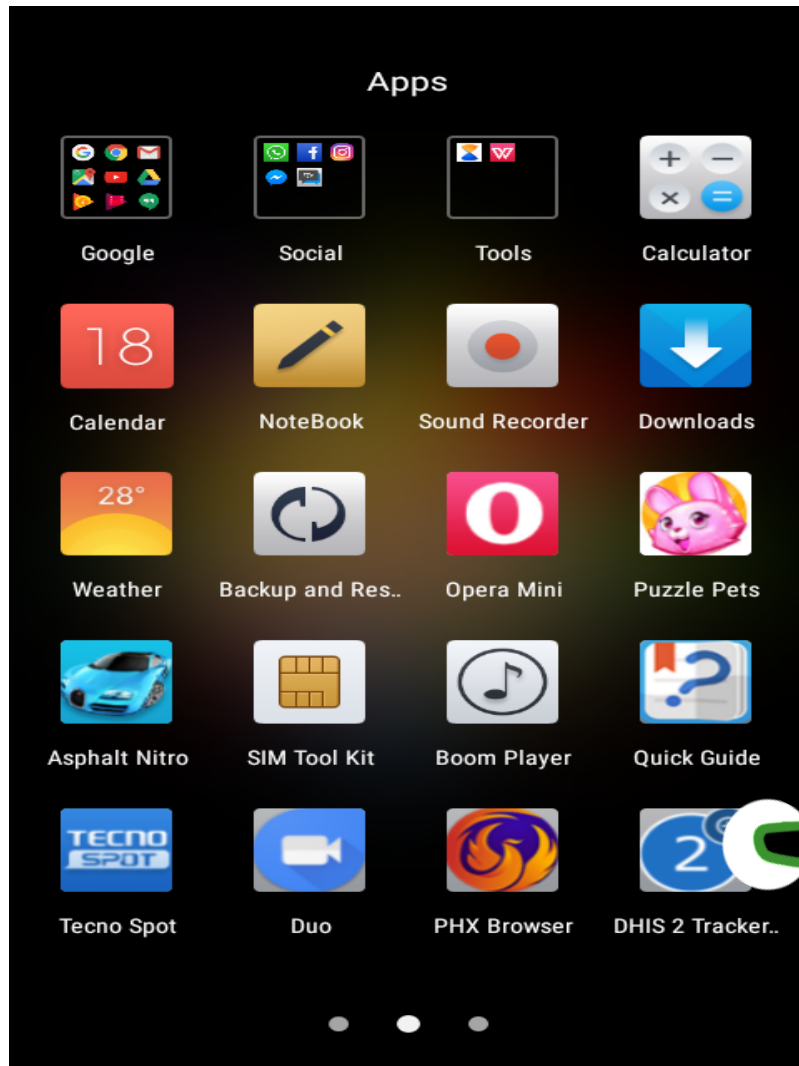
- Is an Android App which lets you register and track persons and things, using smart phones or tablets to collect data in mobile settings.
- Information can be captured while being offline and be uploaded to the server while connectivity is present.
- The app supports search and listings of people, person's dashboards and upcoming events.
- Lets you enroll people, view profile and validate captured information.

Community Android App Training Manual

1. DHIS2 Android Apps First time login, DHIS2 Tracker Capture and initial setup

Each Community Volunteer should have their own user account and password for private server access.

Setting up the DHIS2 Tracker Capture App on your Phone



Step 1: Locate the DHIS2 Tracker Capture from the Phone installed Apps, Tap on the App to launch.

First time Login

Step 1: Enter the Login credentials; Username and Password

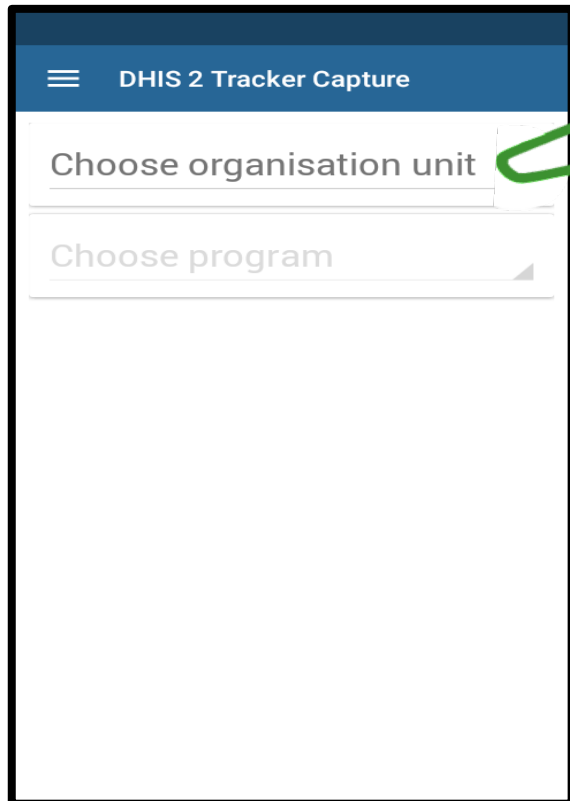


2. Household Members registration and initial visits update

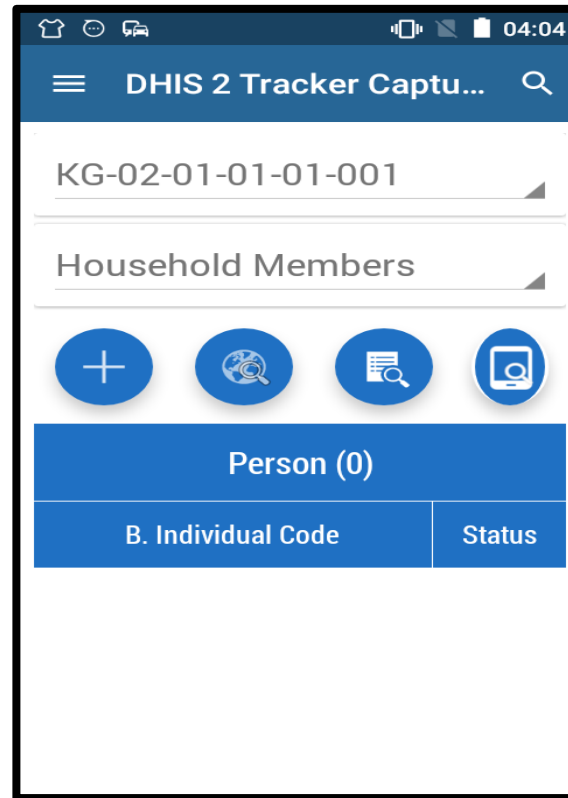
Step 1: Search for the Household Number from the Orgunit

Step 2: Search for the Household Members Program from Programs

Step 3: To register a Household member Tap on the Add button (+);
Enter the date of Registration



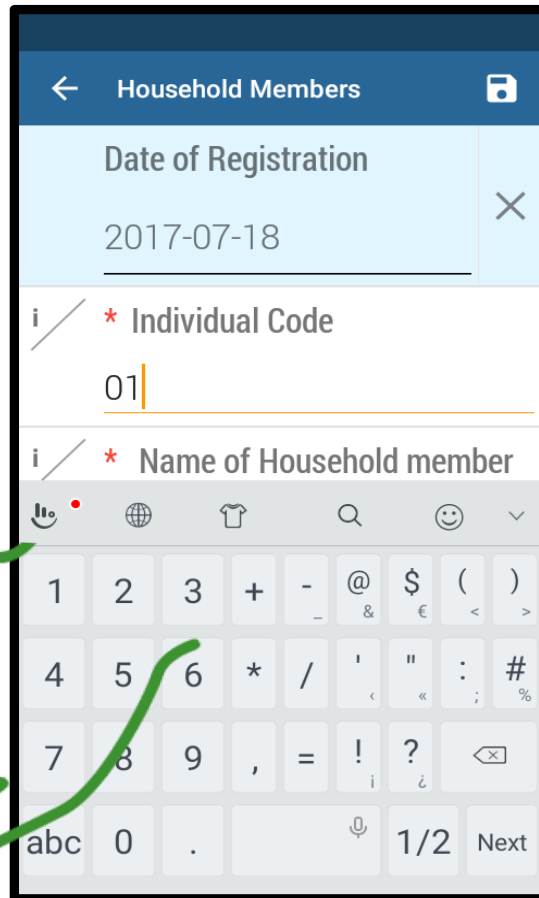
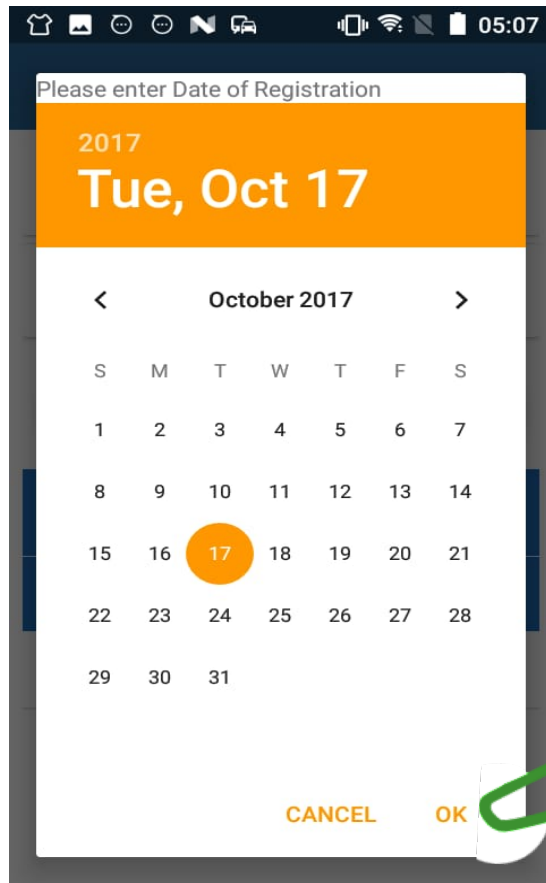
The screenshot shows the 'DHIS 2 Tracker Capture' app interface. At the top, there is a blue header with a menu icon and the text 'DHIS 2 Tracker Capture'. Below the header, there are two dropdown menus: 'Choose organisation unit' and 'Choose program'. A green hand-drawn arrow points from the 'Choose organisation unit' dropdown to the right-hand screenshot.



The screenshot shows the 'DHIS 2 Tracker Captu...' app interface. At the top, there is a blue header with a menu icon and the text 'DHIS 2 Tracker Captu...'. Below the header, there is a search bar containing the text 'KG-02-01-01-01-001'. Below the search bar, there is a dropdown menu showing 'Household Members'. Below the dropdown menu, there are four circular icons: a plus sign (+), a magnifying glass, a document with a magnifying glass, and a camera. Below the icons, there is a blue bar with the text 'Person (0)'. Below the blue bar, there is a table with two columns: 'B. Individual Code' and 'Status'.

Scroll through the list of Household until you see the Household number ID

to continue and enter other household details



Enter all the information as you scroll down. NOTE some questions which don't apply will be hidden depending on Age, Gender and other selections

Step 4: Enter all the household member details and scroll up and click on the *SAVE* icon in the upper right corner to save the record. Use the <- to move back to the dashboard

Household Members

Date of Registration
2017-10-17


* B. Individual Code
01

* C. Name of Household member
Omar Kimweri

D. Age in complete (Years)
25

* E. Sex
Male

Household Members

Enrollment 
Offline

Date of Registration 2017-10-17

UN-ENROLL CANCEL

Profile >

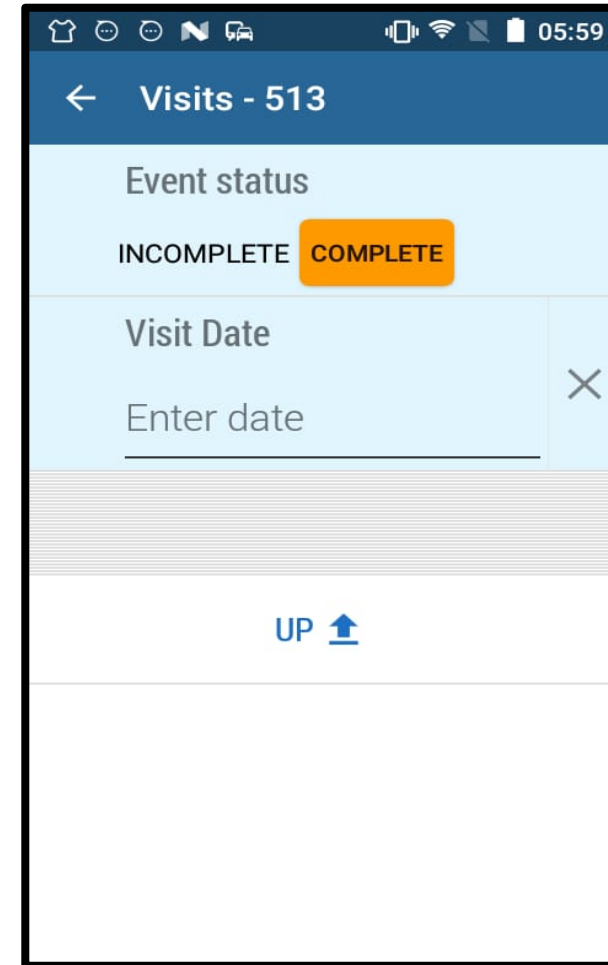
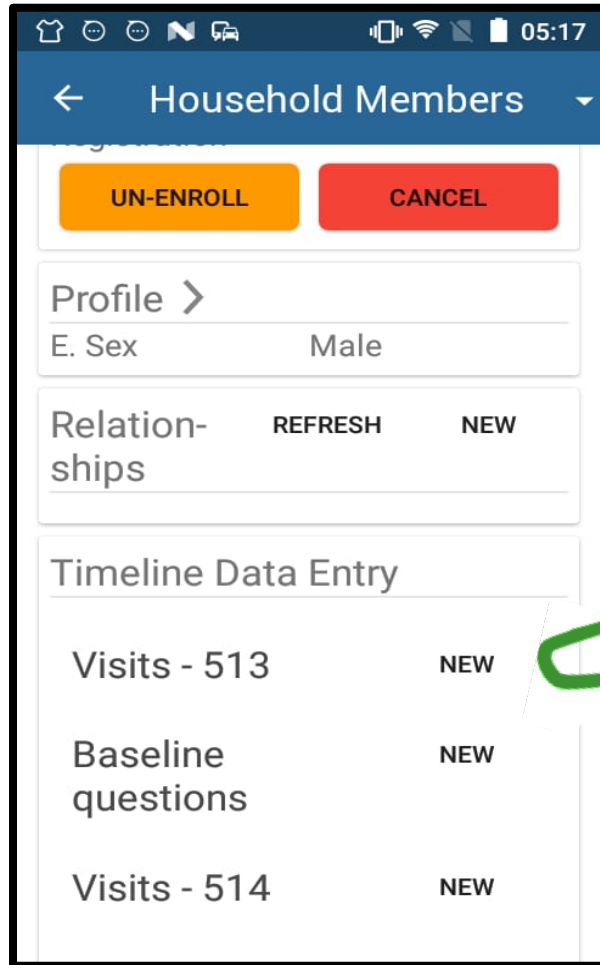
E. Sex Male

Relationships REFRESH NEW

Timeline Data Entry

Visits - 513 NEW

Step 5: To update the MOH 513 visit data on the first registration date, locate the visit -513 section and click new to start the process of updating



Fill in the 513 form and scroll up

06:03

← Visits - 513

Event status

INCOMPLETE **COMPLETE**

Visit Date

2017-10-17

Alive

Yes No

G. Orphan

Yes No

H. Birth certificate

Yes No

I. In school

06:09

← Visits - 513

Enter text

Access to safe water

Yes No

Household using treated water

Yes No


Household has a functional latrine in use

Yes No

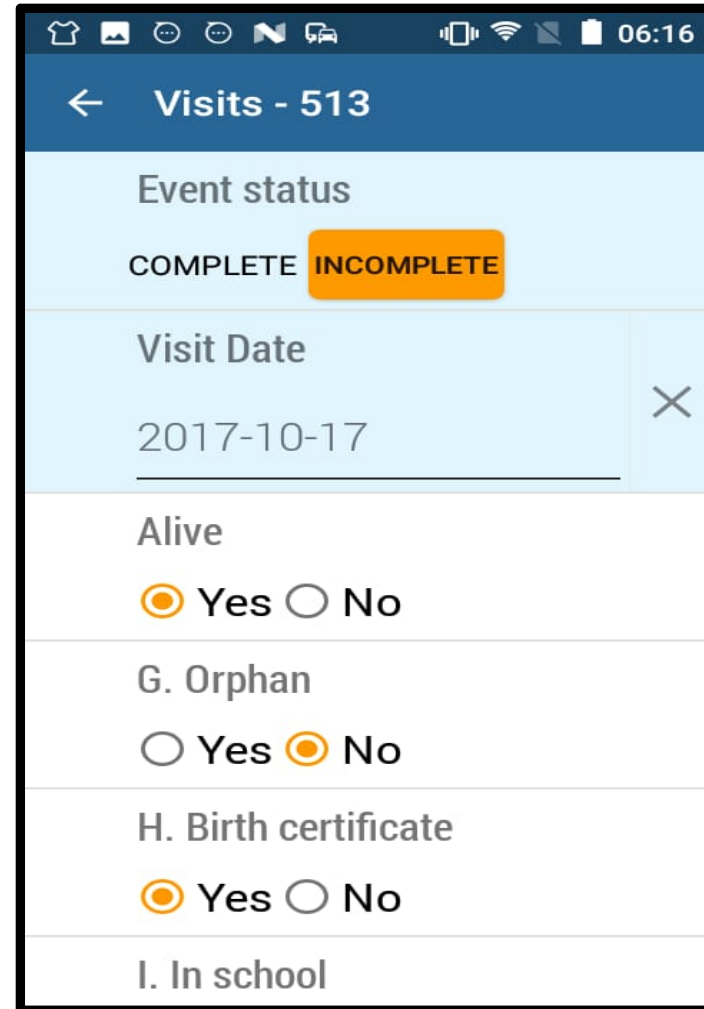
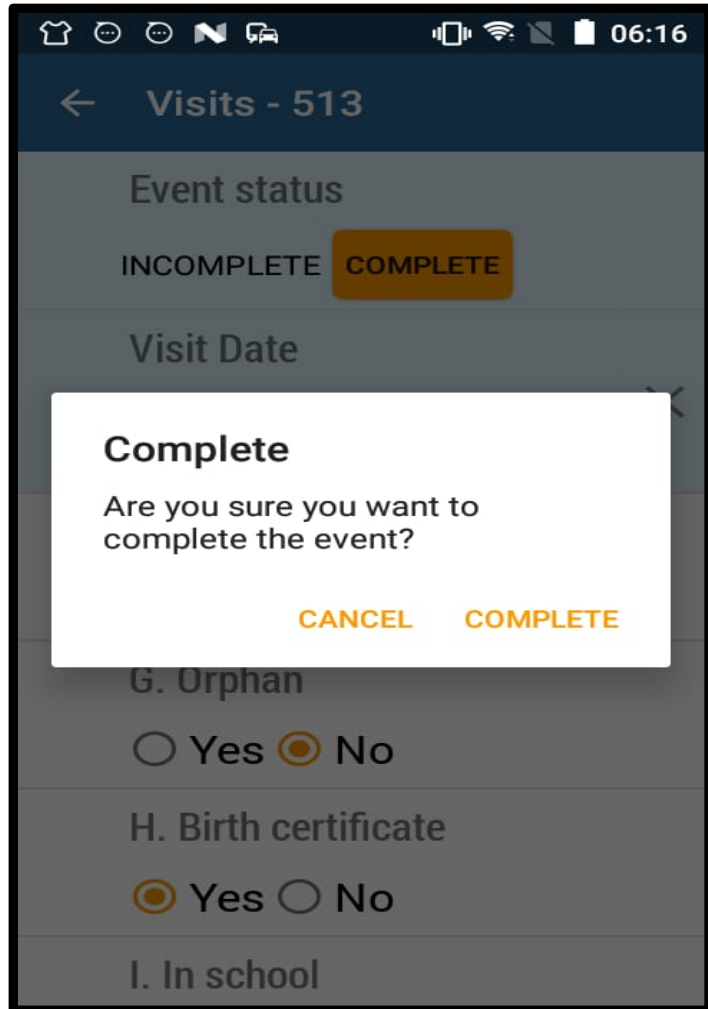
Household with hand washing facilities

Yes No

UP ↑



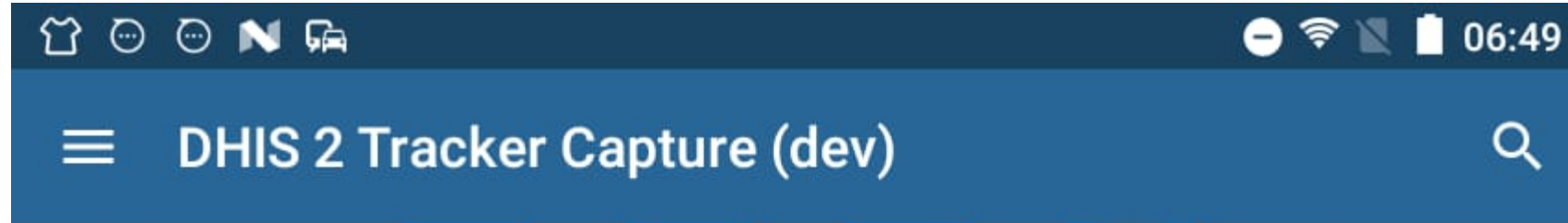
Click on complete command to complete your event



3. Follow Up visits (Monthly Service Delivery ,MOH 514)

Step 1: Launch the DHIS2 tracker App and search for the household

Step 2: Search for the household member from the list



Person (2)			
B. Individual Code	C. Name of Household member	D. Age in complete (Years)	Status
01	Omar Kimweri	25	Offline
02	Halima Athman	22	Offline



locate the visit -514 section and click new to fill in the MOH 514 form

Household Members

ships

Timeline Data Entry

Visits - 513 NEW

KG-02-01-01-01-001
2017-10-17 Offline

Baseline questions NEW

Visits - 514 NEW

515 NEW

Visits - 514

Event status
INCOMPLETE COMPLETE

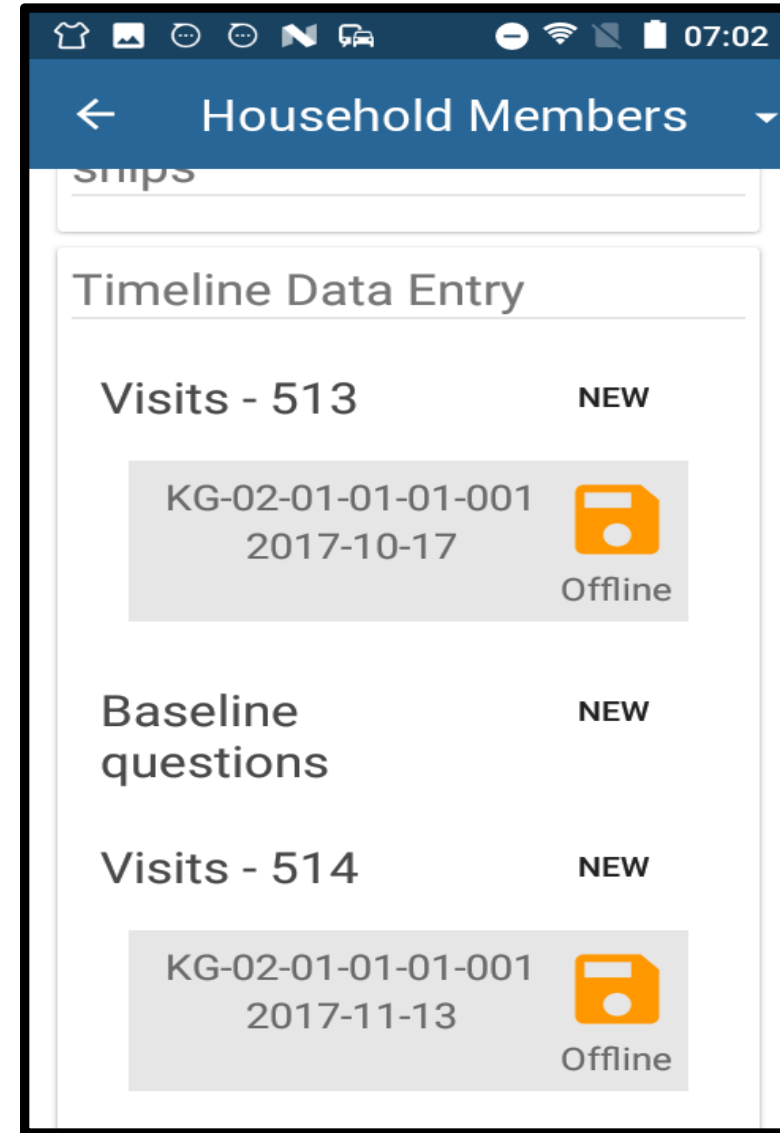
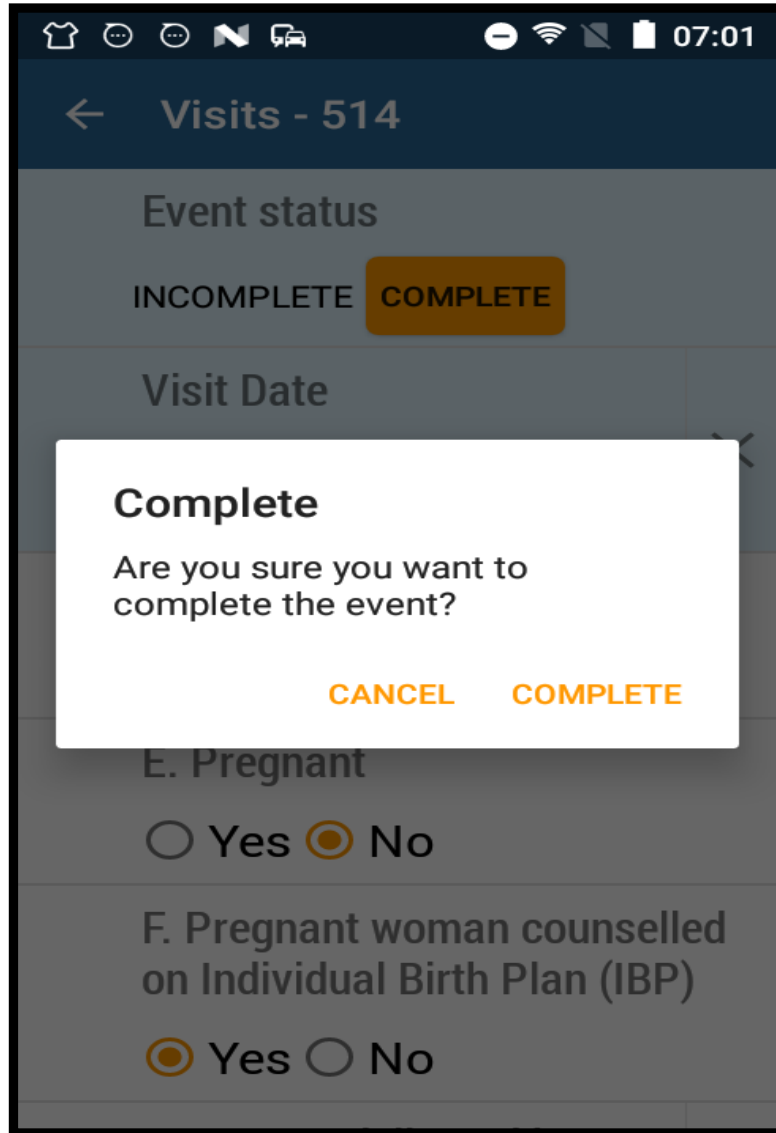
Visit Date
2018-09-05

Alive
 Yes No

E. Pregnant
 Yes No

F. Pregnant woman counselled on Individual Birth Plan (IBP)
 Yes No

Scroll up and Click on complete command to complete your event



Indicators added to the tracker app to measure impact of Community Health Units, including availability of healthcare options and health seeking behavior using the baseline survey as a reference.

1. What are the biggest challenges in obtaining healthcare?
2. What choices of healthcare do you have access to and how much do you use of each?
3. Which conditions (if any) have you had in the last 6 months, 12 months, 5 years?
4. Has your knowledge of health care options changed since the CHU's have been started?
5. Have you experienced using homeopathic medicine in your community?
6. Have the CHV's been helpful and supportive in your community?



19:51

← Baseline questions

1a. What are the biggest challenges in obtaining healthcare: Distance

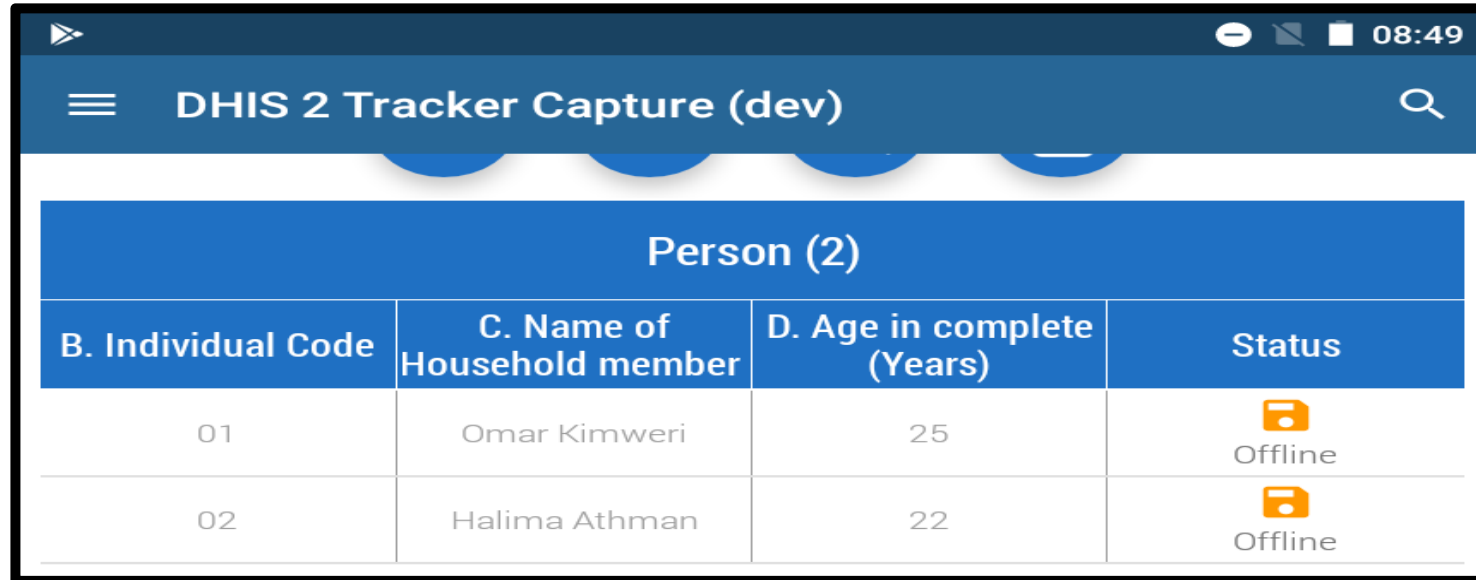
- 0 = no problem
- 1 = occasional
- 2 = more often
- 3 = frequently
- 4 = very frequently
- 5 = always a problem

1b. What are the biggest challenges in obtaining healthcare: Financial challenges

- 0 = no problem
- 1 = occasional
- 2 = more often

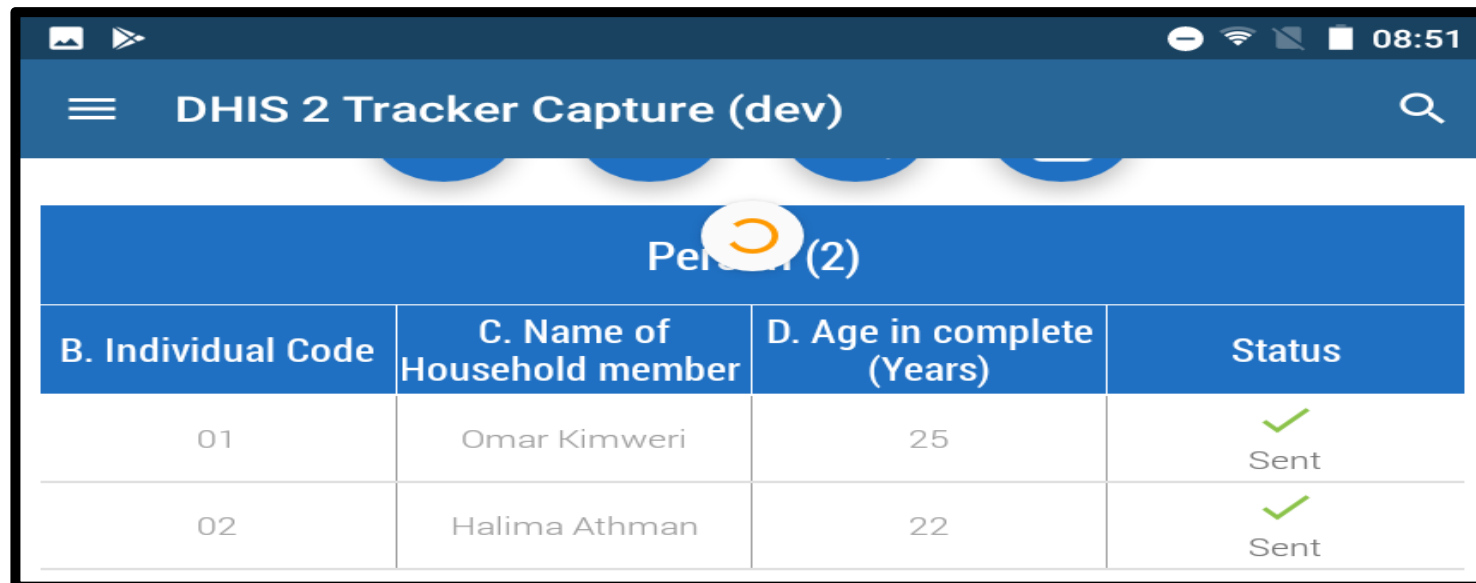
4. Data upload

Step 5: While on the main dashboard, swipe downward



The screenshot shows the DHIS 2 Tracker Capture (dev) app interface. The title bar is blue with a hamburger menu icon on the left and a search icon on the right. Below the title bar, there is a blue header for a table titled "Person (2)". The table has four columns: "B. Individual Code", "C. Name of Household member", "D. Age in complete (Years)", and "Status". The first row shows individual code "01", name "Omar Kimweri", age "25", and status "Offline" with an orange offline icon. The second row shows individual code "02", name "Halima Athman", age "22", and status "Offline" with an orange offline icon.

B. Individual Code	C. Name of Household member	D. Age in complete (Years)	Status
01	Omar Kimweri	25	Offline
02	Halima Athman	22	Offline



The screenshot shows the DHIS 2 Tracker Capture (dev) app interface after a refresh. The title bar is blue with a hamburger menu icon on the left and a search icon on the right. Below the title bar, there is a blue header for a table titled "Person (2)". The table has four columns: "B. Individual Code", "C. Name of Household member", "D. Age in complete (Years)", and "Status". The first row shows individual code "01", name "Omar Kimweri", age "25", and status "Sent" with a green checkmark icon. The second row shows individual code "02", name "Halima Athman", age "22", and status "Sent" with a green checkmark icon.

B. Individual Code	C. Name of Household member	D. Age in complete (Years)	Status
01	Omar Kimweri	25	Sent
02	Halima Athman	22	Sent

DHIS2 TRACKER PROJECT RESULTS FROM 2017 TO 2018

1. Household has a functional latrine in use / Period

Organisation unit	Kwale County		Total
Household has a functional latrine in use / Period	2018	2017	
No	3 498	2 162	5 660
Yes	4 859	1 663	6 522
Total	8 357	3 825	24 364

2. Household with access to safe water

Organisation unit	Kwale County		Total
Access to safe water / Period	2018	2017	
No	3 281	1 553	4 834
Yes	5 087	2 282	7 369
Total	8 368	3 835	24 406

3. Household Members with LLIN(Long Lasting Insecticide Treated Net)use

Organisation unit	Kwale County		Total
	2018	2017	
X. LLIN use / Period			
No	3 690	2 752	6 442
Yes	31 775	15 023	46 798
Total	35 465	17 775	106 480