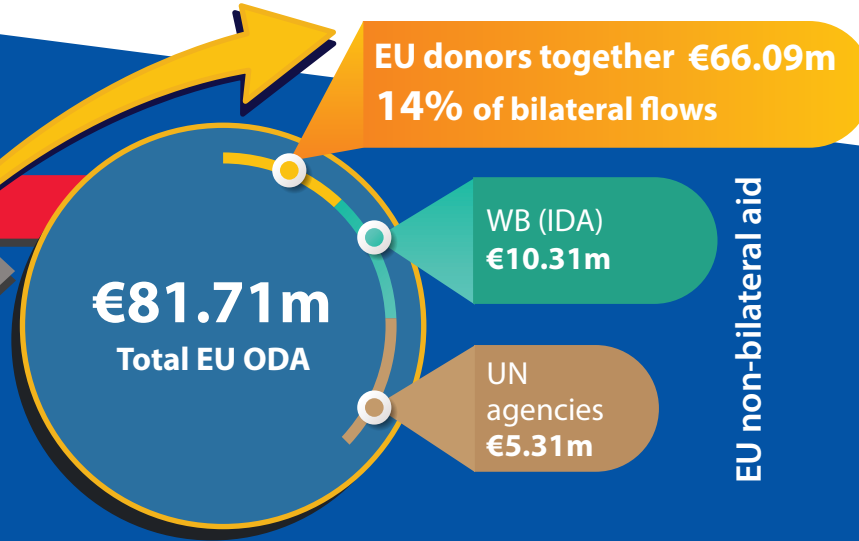
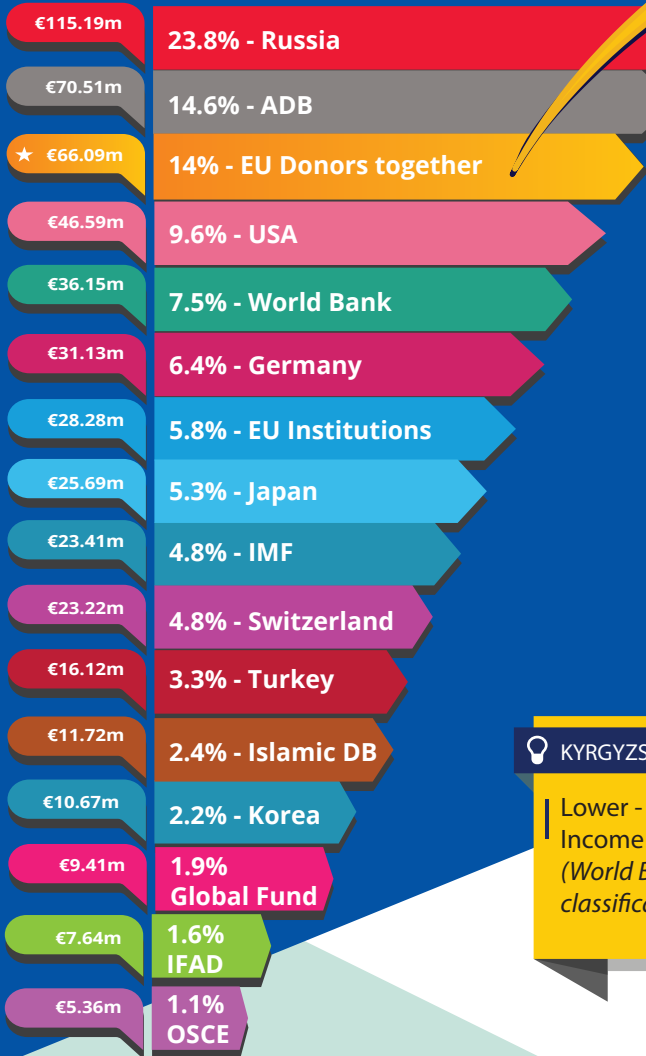




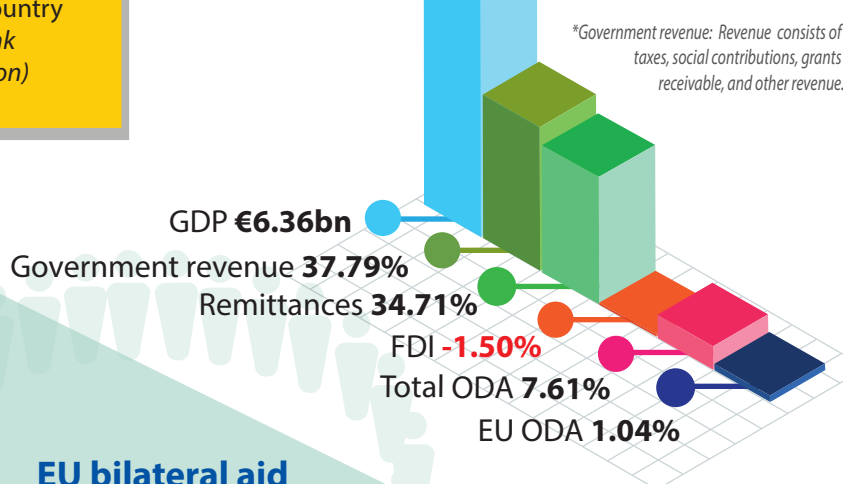
Kyrgyzstan largest donors in 2017



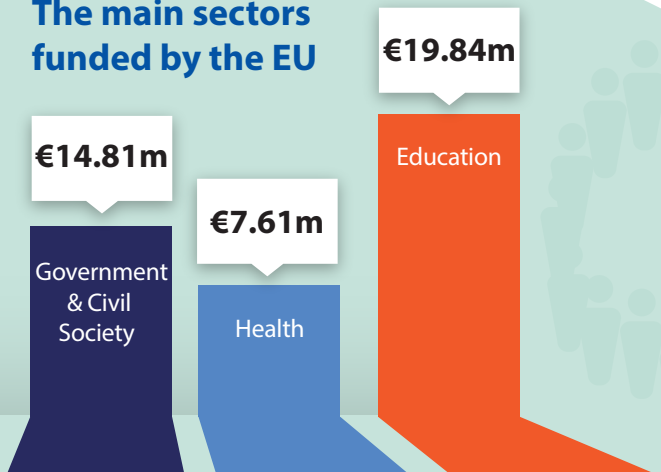
KYRGYZSTAN FACTS

Lower - Middle Income Country (World Bank classification)

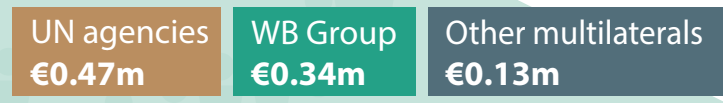
Aid as % share of GDP



The main sectors funded by the EU



EU bilateral aid implemented through



The EU and the Member States channel funds through a range of international organisations. This infographic may not fully capture all of the funds.

For more information contact:

EEAS JOINT PROGRAMMING:
joint-programming-support@eeas.europa.eu

EU AID EXPLORER:
https://euaidexplorer.ec.europa.eu

DEVCO JOINT PROGRAMMING:
devco-joint-programming-support@ec.europa.eu

Sources:

OECD DAC CRS: <https://stats.oecd.org/qwids/>

MF WEO 2018 Database: <http://www.imf.org/external/pubs/ft/weo/2018/01/weodata/index.aspx>

Exchange rate: \$1 = €0.887397 (OECD exchange rate for 2017)

JOINT PROGRAMMING TRACKER:

<https://europa.eu/capacity4dev/joint-programming-tracker>

Note: EU refers to EU Institutions and Member States together

