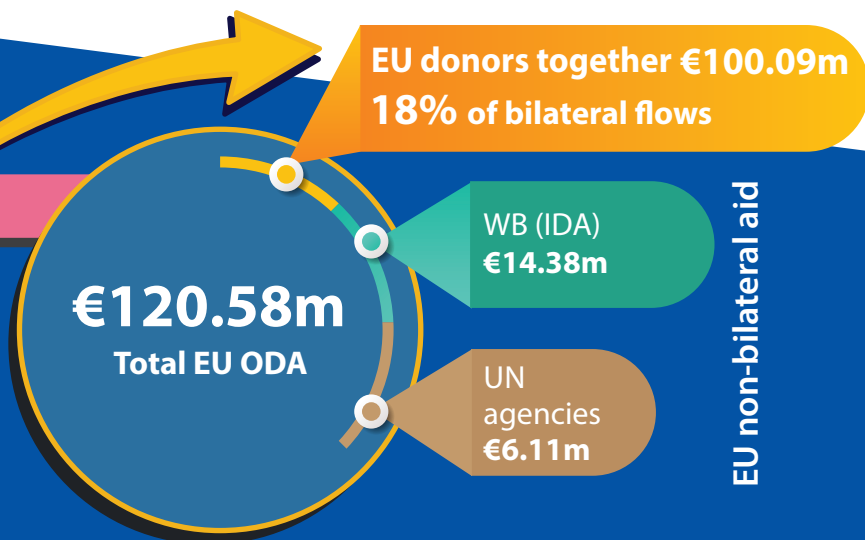





Liberia largest donors in 2017

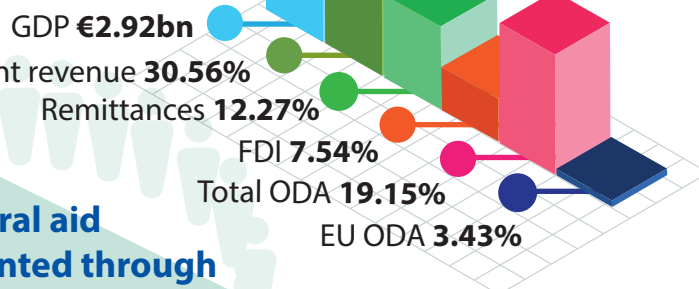


LIBERIA FACTS


- Low Income Country (World Bank classification)
- Least Developed Country (UN classification)
- Fragile state (OECD fragility index) (WB, 2018)

Aid as % share of GDP

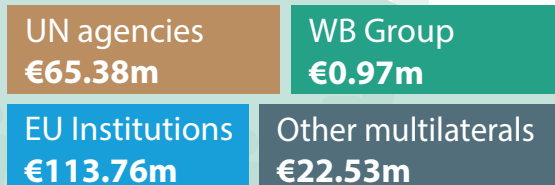
*Government revenue: Revenue consists of taxes, social contributions, grants receivable, and other revenue.



The main sectors funded by the EU



EU bilateral aid implemented through



The EU and the Member States channel funds through a range of international organisations. This infographic may not fully capture all of the funds.

For more information contact:

EEAS JOINT PROGRAMMING:
joint-programming-support@eeas.europa.eu

EU AID EXPLORER:
<https://euaideexplorer.ec.europa.eu>

DEVCO JOINT PROGRAMMING:
devco-joint-programming-support@ec.europa.eu

Sources:

OECD DAC CRS: <https://stats.oecd.org/org/qwids/>
MF WEO 2018 Database:
<http://www.imf.org/external/pubs/ft/weo/2018/01/weodata/index.aspx>
Exchange rate: \$1 = €0.887397 (OECD exchange rate for 2017)

JOINT PROGRAMMING TRACKER:
<https://europa.eu/capacity4dev/joint-programming-tracker>

Note: EU refers to EU Institutions and Member States together

