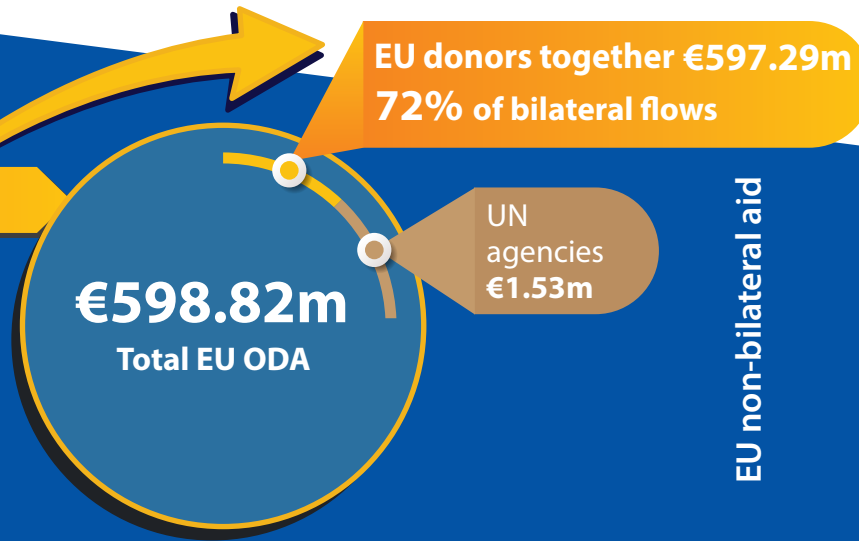





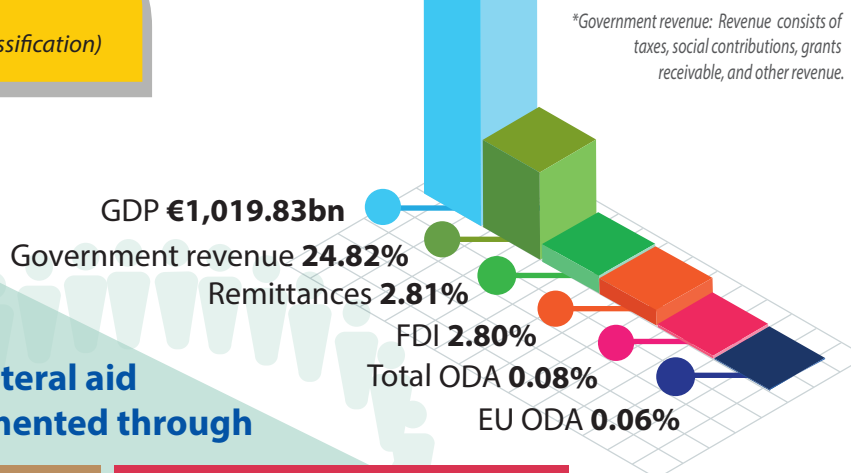
## Mexico largest donors in 2017




**MEXICO FACTS**

Upper-Middle Income Country (World Bank classification)

### Aid as % share of GDP



### The main sectors funded by the EU



### EU bilateral aid implemented through



The EU and the Member States channel funds through a range of international organisations. This infographic may not fully capture all of the funds.

### For more information contact:

**EEAS JOINT PROGRAMMING:**  
joint-programming-support@eeas.europa.eu

**EU AID EXPLORER:**  
https://euaidexplorer.ec.europa.eu

**DEVCO JOINT PROGRAMMING:**  
devco-joint-programming-support@ec.europa.eu

### Sources:

OECD DAC CRS: <https://stats.oecd.org/qwids/>

MF WEO 2018 Database:  
<http://www.imf.org/external/pubs/ft/weo/2018/01/weodata/index.aspx>

Exchange rate: \$1 = €0.887397 (OECD exchange rate for 2017)

**JOINT PROGRAMMING TRACKER:**  
<https://europa.eu/capacity4dev/joint-programming-tracker>

Note: EU refers to EU Institutions and Member States together

