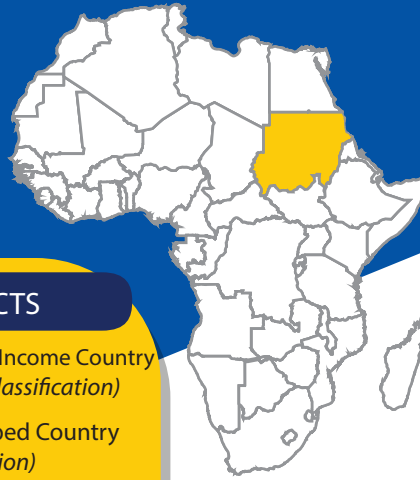
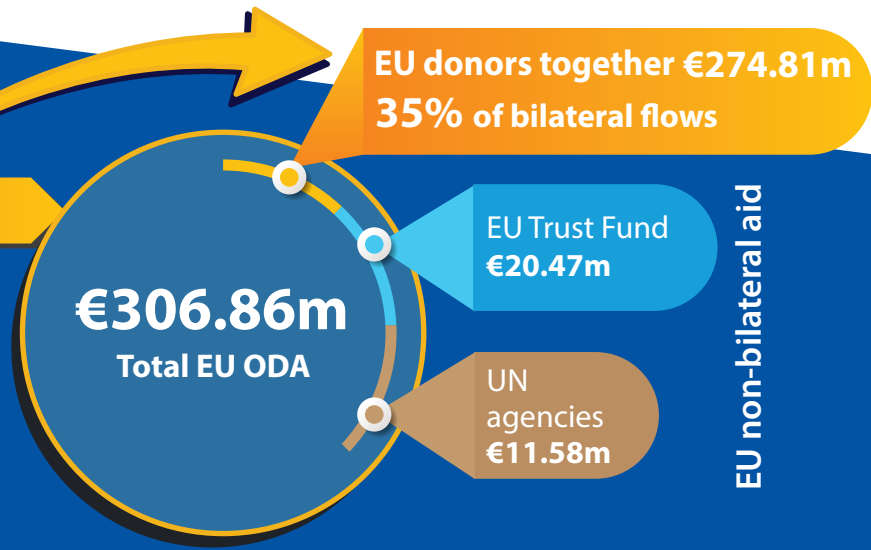
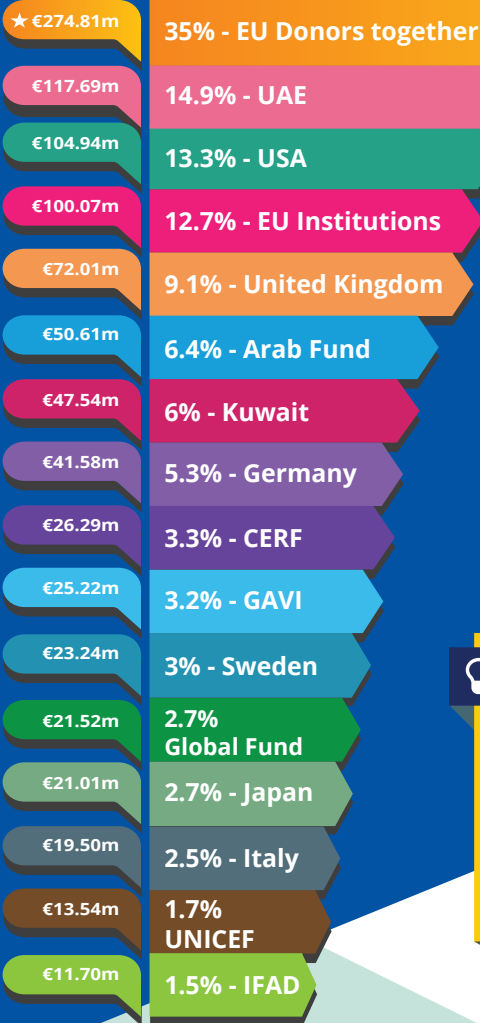




## Sudan largest donors in 2017

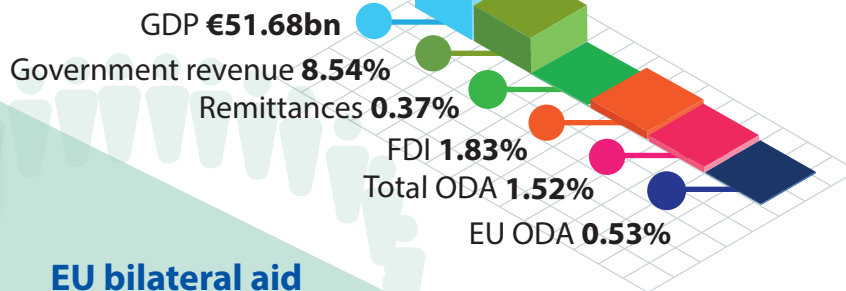


### SUDAN FACTS

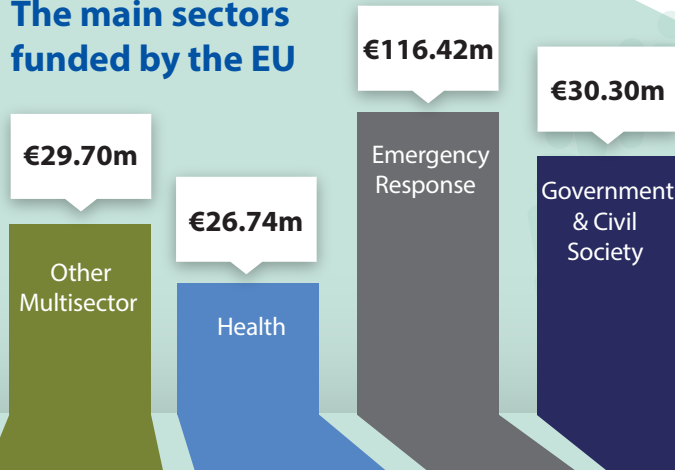
- Lower-Middle Income Country (World Bank classification)
- Least Developed Country (UN classification)
- Fragile state (OECD fragility index) (WB, 2018)

### Aid as % share of GDP


\*Government revenue: Revenue consists of taxes, social contributions, grants receivable, and other revenue.



### The main sectors funded by the EU



### EU bilateral aid implemented through



The EU and the Member States channel funds through a range of international organisations. This infographic may not fully capture all of the funds.

### For more information contact:

EEAS JOINT PROGRAMMING:  
joint-programming-support@eeas.europa.eu

EU AID EXPLORER:  
https://euaidexplorer.ec.europa.eu

DEVCO JOINT PROGRAMMING:  
devco-joint-programming-support@ec.europa.eu

### Sources:

OECD DAC CRS: <https://stats.oecd.org/qwids/>  
MF WEO 2018 Database:  
<http://www.imf.org/external/pubs/ft/weo/2018/01/weodata/index.aspx>  
Exchange rate: \$1 = €0.887397 (OECD exchange rate for 2017)

JOINT PROGRAMMING TRACKER:  
<https://europa.eu/capacity4dev/joint-programming-tracker>

Note: EU refers to EU Institutions and Member States together

